



		http://www.cninfo.com.cn
		2020 1 1 2020 12 31
		2019 1 1 2019 12 31
		2018
		Paul Xiaoming Lee Sherry Lee
2020		2020 22 69,444,444 A
2020		JPMorgan Asset Management Asia Pacific Limited JPMorgan Chase Bank,National Association UBS AG Bill & Melinda Gates Foundation Trust Caisse de dépôt et placement du Québec
		2017

PVDF		PVDF
		" "
BOPP		
		BOPP "BOPP "
		BOPP "BOPP "
		SDI
LG Chem		LG Chem, Ltd
CATL		
		2020 2 11 16 1,600
		6 128095

			002812
			YUNNAN ENERGY NEW MATERIAL CO., LTD.
			ENERGY TECHNOLOGY
			PAUL XIAOMING LEE
			125
			653100
			125
			653100
			www.cxxcl.cn
			groupheadquarter@cxxcl.cn

	125	125
	0877-8888661	0877-8888661
	0877-8888677	0877-8888677
	groupheadquarter@cxxcl.cn	groupheadquarter@cxxcl.cn

	www.cninfo.com.cn

	91530000727317703K					
		1		BOPP		
		2				
2018				1		
	2		3			
		Paul Xiaoming Lee	Sherry Lee	2020	1	14
		Sherry Lee				
		Paul Xiaoming Lee			3	
		Paul Xiaoming Lee				
		Paul Xiaoming Lee				

		16	7	12	

	48		2019	7	18	2021	12	31

	48		2019	7	18	2021	12	31

	2020	2019			2018	
	4,283,007,589.11	3,159,561,554.91	3,159,561,554.91	35.56%	2,457,492,825.89	2,457,492,825.89
	1,115,604,020.47	849,837,425.81	849,837,425.81	31.27%	518,439,455.43	518,439,455.43



	34,367,094.55	166,595,532.54	61,577,174.06	792,640,212.04

	2020	2019	2018	
	-144,872.28	2,066.58	-125,018.08	
	139,305,009.71	121,993,732.08	91,358,617.68	
	673,727.72			
	7,111,089.67	191,780.82	8,160,860.73	
			310,748,377.96	
	10,951,914.18			
	-4,201,996.76	-549,671.34	338,681.94	
	357,802.66	4,692,941.18		
	23,107,901.22	18,944,093.93	58,641,435.61	
	5,847,930.29	10,372,775.43	151,634,327.68	
	125,096,843.39	97,013,979.96	200,205,756.94	--

1

1

1

1

BOPP

3C

LG Chem. Ltd.

SDI

A

Marble

2020

2

1

/

2

/

2

3

3

BOPP

1

BOPP

LG Chem

BOPP

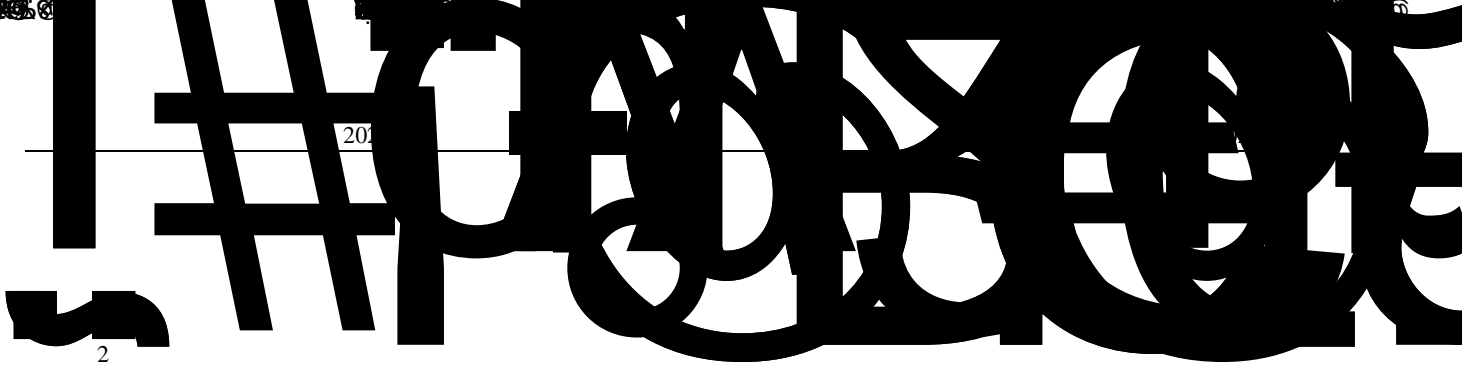
2020

2.1

BOPP

BOPP

BOPP



2020

12803

6.2%

12037

2.3% $\ddot{A}+X^-$

A

A

B

	134.76%	
	104.95%	
	63.46%	
	118.89%	
	71.43%	
	98.69%	100%
	52.40%	
	1078.20%	
	114.23%	
	165.48%	

1

LG Chem

2

3

4

199

42

208

3

5

BOPP

80

6

2020

LG Chem

2020

2020

428,300.76

35.56%

111,560.04

31.27%

1 2020

1

2020

346,409.63

80.88%

35.92%

4

8

8

2020

46

33

13

289,140.08

48.83%

2020

264,765.19

96,157.22

92,034.36

100%

76.3574%

2020

88,803.45

175,96.60

2020 3

22,264.12

100

LG

Chem

CATL

1.83

4

30

4

18-24

27,202.13

9.09%

BOPP

2020

30,067.42

15.67%

BOPP

BOPP

BOPP

7

2

12,897.61

10.08%

2020

40,351.37

39.52%

23.09

36.30%

3

17,472.43

35.76%

2

6

158,612.26

4

22

69,444,444

72.00

49.83

8

8

2020 7 13

2017

<2017

>

83

3,404,080

2020

7 23 4

23,120

8.426 /

372

315

43

11

42

177

	2020		2019		
	4,283,007,589.11	100%	3,159,561,554.91	100%	35.56%
	4,205,724,684.56	98.20%	3,126,340,216.38	98.95%	34.53%
	77,282,904.55	1.80%	33,221,338.53	1.05%	132.63%
	3,464,096,284.00	80.88%	2,548,679,847.72	80.67%	35.92%
	128,976,058.50	3.01%	117,164,386.20	3.71%	10.08%
	403,513,678.80	9.42%	289,222,202.20	9.15%	39.52%
	174,724,290.56	4.08%	128,704,093.13	4.07%	35.76%
	34,414,372.70	0.80%	42,569,687.13	1.35%	-19.16%
	77,282,904.55	1.80%	33,221,338.53	1.05%	132.63%
	652,445,734.88	15.23%	642,008,612.82	20.32%	1.63%
	1,834,948,385.75	42.84%	1,265,744,809.31	40.06%	44.97%
	112,167,705.95	2.62%	90,039,636.26	2.85%	24.58%
	809,685,998.42	18.90%	718,537,858.83	22.74%	12.69%
	137,124,648.48	3.20%	67,748,456.39	2.14%	102.40%
	32,064,502.66	0.75%	31,522,819.66	1.00%	1.72%
	704,570,612.97	16.45%	343,959,361.64	10.89%	104.84%

1

2

3

81702

8078 ~

80< ~ 80

2020

2021-033

		8,604,180.09	6.14%	5,244,251.63	5.13%	64.07%
		10,722,052.01	7.66%	7,987,573.22	7.81%	34.23%
		5,717,968.26	4.08%	3,560,851.30	3.48%	60.58%
		140,060,716.89	100.00%	102,209,089.46	100.00%	37.03%
		16,618,594.08	68.83%	9,711,872.04	53.32%	71.12%
		370,795.25	1.54%	2,120,072.79	11.64%	-82.51%
		5,180,564.15	21.46%	4,704,686.01	25.83%	10.11%
		1,973,589.92	8.17%	1,677,783.33	9.21%	17.63%
		24,143,543.40	100.00%	18,214,414.17	100.00%	32.55%

“ ” BOPP BOPP
” “ ” “ “ ”
” “ ” “

8 2

1

SEMCORP Global Holdings Kft.	
SEMCORP Hungary Kft.	

2020 3 100% 2020 9 100% ;
70% 76.3574%

2

	2,242,262,780.93
	52.35%
	0.00%

5

1		948,656,129.57	22.15%
2		845,986,449.56	19.75%
3		163,393,134.40	3.81%
4		147,060,609.99	3.43%
5		137,166,457.41	3.20%
	--	2,242,262,780.93	52.35%



	2020	2019	
	56,365,549.96	67,250,207.94	-16.19%

13				
14				
15	150 2um	MD&TD @150 /h 5%		
16				
17				
18				
19				
20				
21				

	2020	2019	
	369	381	-3.15%
	7.32%	9.72%	-2.40%
	178,243,333.28	154,913,207.75	15.06%
	4.16%	4.90%	-0.74%
	0.00	0.00	0.00%
	0.00%	0.00%	0.00%

	2020	2019	
	3,780,284,210.92	3,309,747,737.65	14.22%
	2,725,104,197.73	2,546,450,729.88	7.02%
	1,055,180,013.19	763,297,007.77	38.24%
	873,613,933.13	52,295,255.92	1,570.54%
	6,149,118,177.71	3,126,243,760.37	96.69%
	-5,275,504,244.58	-3,073,948,504.45	71.62%
	13,221,955,416.70	5,427,097,775.55	143.63%
	7,662,371,315.54	2,646,402,569.35	189.54%
	5,559,584,101.16	2,780,695,206.20	99.94%
	1,339,259,869.77	470,043,709.52	184.92%

1

2

3

2020

	2020		2020		

	2,374,743,862.70	11.54%	1,011,554,636.06	8.30%	3.24%	
	2,328,215,706.27	11.32%	1,424,354,132.31	11.68%	-0.36%	
	1,157,030,660.71	5.62%	759,230,046.85	6.23%	-0.61%	
	9,467,762.78	0.05%	10,001,993.90	0.08%	-0.03%	
	3,375,208.87	0.02%	3,343,466.01	0.03%	-0.01%	
	8,420,764,216.20	40.93%	4,936,597,979.17	40.49%	0.44%	
	1,639,803,967.92	7.97%	1,554,274,795.85	12.75%	-4.78%	
	1,795,679,528.91	8.73%	2,670,365,032.83	21.90%	-13.17%	
	2,666,911,132.37	12.96%	1,967,813,815.80	16.14%	-3.18%	

1.		10,951,914.18			1,329,600,000.00			1,340,551,914.18
	182,535,597.54			2,622,000.00	402,174,829.70	182,535,597.54		399,552,829.70
	9,886,495.00				22,174,829.70	9,886,495.00		22,174,829.70
	172,649,102.54					172,649,102.54		
				2,622,000.00	380,000,000.00			380,000,000.00
	182,535,597.54	10,951,914.18		2,622,000.00	1,731,774,829.70	182,535,597.54		1,740,104,744.00
	0.00							0.00



2020

2021-033

3,919,952,513.22	2,600,533,524.81	50.74%

2020

2021-033

				98,883,457.53	1,904,361,820.78		90.00%	--	97,905,055.17		2018 07 04	2018-062
				716,878,985.42	716,878,985.42		30.00%	--	0.00		2019 07 02	2019-076
				1,060,380,755.62	1,205,459,673.08		95.00%	--	0.00		2019 03 15	2019-042
				104,058,668.98	1,701,216,740.23		89.71%	--	99,020,055.94		2018 11 02	100% 2018-141
				139,404,996.71	139,404,996.71		20.59%	--	0.00		2020 03 24	2020 A 2020-050
	--	--	--	2,119,606,864.26	5,667,322,216.22	--	--	--	196,925,111.11	--	--	--

2016		74,776.7	0	64,188.02	0	10,588.68	14.16%	10,588.68		10,588.68
2020	2020	158,612.26	158,612.26	158,612.26	0	0	0.00%	0		0
2020	2020	498,250.46	225,352.89	225,352.89	0	0	0.00%	272,897.57	2020 12 31 12 8 99,066.32	0
	--	731,639.42	383,965.15	448,153.17	0	10,588.68	1.45%	283,486.25	--	10,588.68
		[2016]1886			3,348					
		3,348				334.80		3,013.20	23.41 /	

2020				2021-033			
			3,599.98		74,776.70		
[2016]	000897	2016 9 30			23,665.91		[2016]004562
	2017	26,067,736.89	2018	36,288,006.85	2019	24,728,775.11	0.00
		112,000,382.05			6,113,618.10		2020 12 31
2020							
				[2019]2701	2020 2 11		1,600
100	1,600,000,000				9,433,962.26		4,443,396.23
	1,586,122,641.51			[2020]000047		2020 3 16	
		1,697,984,425.54		1,586,122,641.51			[2020]001799
	2020 12 31			0.00			
2020							
				[2020]1476	2020 8 17 22		69,444,444
	1.00	72.00 /		4,999,999,968.00		14,150,943.40	3,344,470.11
		4,982,504,554.49			[2020]000460		2020 12 31
	2,253,528,906.32			254,221,260.11	2020 9 8		2020 12 31
	1,999,307,646.21		800,000,000.00	1,200,000,000.00	2020 12 31		743,941,164.38
		14,965,516.21					246,721,995.21
	2020 12 31			990,663,159.59			

	((1)		(2)	(3)				
)					(2)/(1)				

2020

2021-033



1	30	28,414.7	28,414.7	28,414.7	100.00%	2019 08 15	
2	1.3	10,684.57	3,617.5	3,617.5	100.00%		

2020

2021-033

	1	1.3	2016					
	2	1.3	2019	1.3	2018			
				2018				
							10,588.68	1.3
								155

2020

2021-033

		10,588.68		
	2020			
	2020			1,200,000,000.00
	800,000,000.00		990,663,159.59	

		(1)		(2)	(3)=(2)/(1)				
	1 1.3								
	2	10,588.68	0	0	0.00%		0		
	--	10,588.68	0	0	--	--	0	--	--
()			1 1.3						
					2016				
					1.3				
							2019		1.3

2020

2021-033

	2	2018		
		2018	2019-041	2019 4 26
()				

BOPP

2 2021

3

4

8

2018

9

2020

10

2020 08 26				36		2020 8 26

1

2

3

4

1
80%
2
40%
3
20%

4

1
2
3

30% 3

5

2019
2020 3 16
2019

2020 4 8

2019
2020-031

2019

3					
1	2018			2018 12 31	473,867,912
	10	3.79	17,959.59		10 7
		805,575,450			
2	2019			2019 12 31	805,370,770
	10	1.25	10,067.13		
3	2020			2020 12 31	886,566,151
	10	1.70	15,071.62		

2020	150,716,245.67	1,115,604,020.47	13.51%	0.00	0.00%	150,716,245.67	13.51%
2019	100,671,346.25	849,837,425.81	11.85%	0.00	0.00%	100,671,346.25	11.85%
2018	179,595,938.65	518,439,455.43	34.64%	0.00	0.00%	179,595,938.65	34.64%

10		0
10		1.7
		886,566,151

						150,716,245.67
						0.00
						150,716,245.67
						202,255,720.52
						74.52%
20						
	2020	12	31	886,566,151	10	1.7
	150,716,245.67					

			1		2	2017 06 13	
			1	3	2	12	2017 06 13
			1		2	3	2017 05 25
				4			

5

6

2017
06 13

1

2016 7 27
3

2017 1 5 ,

2017
06 13

2

3

1 Paul Xiaoming Lee
36

Sherry Lee

6

20
Xiaoming Lee

6

Paul

Sherry Lee

6 2 Paul Xiaoming Lee

Sherry Lee

12

2020

2021-033

			Lee		12		Paul Xiaoming			75%
			Sherry Lee	25%	36				2018 8 15	25%
			1.0563%		36		25%		2019 8 14	2018 8 15
				4			3		2021 8 14	
				12 31						
			2019	2017	2017	2018	2019	2017	2018	
			5.55	3.78	5.55	7.63			2018	
			7.63	2018	2019	2020	2018	2019	2020	
			8.52							
					2017					
			1						2017 05 02	2017 5 2 2020 12 31
									2017 06 13	

2020

2021-033

		2			
		/		2017 06 13	
				2017 06 13	
	1	2		2017 06 13	
		3		2017 06 13	
				2017	

2020

2021-033

		2015 11	05 25		
		30			
			2017 05 25		
		36	2017 06 13	2017 6 13 8 15	2021
			2017 06 13		
			2017 06 13		
			2017 06 13		
Paul Xiaoming Lee		3	2017 05 02	2018 7 31 7 30	2021

2020

2021-033

			1	12				
			50%	2	12			
		24	3	24	36	40%		
			30%					
Paul Xiaoming Lee				2		500	2017 05 02	
Paul Xiaoming Lee							2017 05 02	
Jerry Yang Li			10,416,022	54,655,167	1,795.50		2018 10 25	2018 10 25 2021 8 14
				36				
				12	;	6		
		20			6			
				6				

2020

2021-033

	Jerry Yang Li		10,416,022	54,655,167	1,795.50	11.53%	2018 10 25		
				1					
			3		2				
Jerry Yang Li		10,416,022	54,655,167	1,795.50	11.53%	2018 10 25			
Jerry Yang Li		10,416,022	54,655,167	1,795.50	11.53%	2018 10 25			

2020

2021-033

			11,596,884		15,624,033	10 25	8 14	
			36					
			12		6			20
			6		6			
			1					
		2						
			3					
					10			
						4		
							2016	
							09 14	
					2			
			10					
								3

2020


2021-033

			1								
	5%		6	5	1	2	1	5%	3	2	2016 09 14
			1						1		2016 09 14

2020

2021-033

			1 2		
			1 2 1	2016 09 14	
			1 3 4	2 2012 11 10	
			1 1 2 2	2016 09 14 3	



10,416,022


1,795.50



10,416,022


1

Jerry Yang L



2020

2021-033



3

a

b

c

d

2020

2021-033

			25% 3			
			1	4	6	2
			4	3	5	4
		1	3	2		
		4	6			
		5				
			[2015]31			2019 05 14
		1		2		2019 05 14

2020

2021-033

			[2015]31			
	2020 A				2020 09 03	
	2020 A	1	2	3	2020 03 23	
	2020 A	1 2	3 4 5	6	2020 03 23	
2020 22		1	2	3	2020 08 13	2020 9 4 2021 3 3

2020

2021-033

					2017 03 30	
			1	2	2017 03 30	
			3	25%		
			4	6		
			6			
					2019 05 14	2019 5 14 2021 5 14

	2018 01 01	2018 12 31	55,500	58,487.3		2017 05 03	
	2019 01 01	2019 12 31	76,300	77,537.02		2017 05 03	
	2020 01 01	2020 12 31	85,200	86,023.58		2017 05 03	

2018

90.08%

2017

2017 2018 2019

2017 2018 2019

3.78 5.55 7.63

2018

2018 2019 2020

2018 2019 2020

5.55 7.63 8.52

2017

2017

2020

9.66

2017

8.60 2020

8.52

0.08

100.94%

2018 2020

2017

22.20

21.70

0.50

102.30%

2020

2017

Q G E O W A

90.08%

202

20

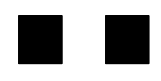
60

2018

2020

17

22.20



D B

2020 4 24 7 10 15 y DE A

6Ñ

e r n e }

2020

22

SEMCORP Global Holdings Kft. SEMCORP

Hungary Kft. 2020

8 2

1

SEMCORP Global Holdings Kft.	
SEMCORP Hungary Kft.	

2020 3 100% 2020 9 100% ;
70% 76.3574%

2

	160
	9
	2 1

/

1 2017

1 2017 3 30

< 2017

>

2017

2017

2017 3 30

< 2017

>

2017

2017 3 31

2017-017

2017-030

2017

2

2017 3 31

2017 4 10

2017 4 13

2017

2017-039

3 2017 4 20

2016

< 2017

>

2017

2017

4 21

2016

2017-043

4 2017 6 1

2017

92

84

306.50

257.00

2017 6 1

2017

2017

2017 6 2

2017

2017-073

2017

2017-074

2017

2017-076

5 2017 6 8

2017

2017 6 9

257.00

1.9196%

2017 6 8

2017

2017-079

6 2018 7 9

<2017

>

2017

	<2017	>		2018 7 10
			<2017	>
2018-066	2017			2018-067
	<2017	>		2018-068
	7	2017	7	“ ”
			55,800	14.325 /
	2018 9 27		2018 9 28	
	2018-123			
	8	2019 7 12		
<2017		>		2017
		<2017	>	2019 7
13		<2017	>	
2019-084	<2017	>		2019-085
	2017			2019-090
	9	2019 7 30		
			68,000	2019 7 31
			2019-104	
	10	2019 8 15	2019	<2017
				>
				2019 8 16
2019			2019-119	
	11	2017	17	“ ”
			“ ” 17	17
			204,680	8.426 /
	2019 8 30		2019 8 31	
	2019-132			
2				
	3	2020 7 13		2017
			<2017	>
	2019 7 13		<2017	>
	2020-113		2017	

2020-112

2020

4 2017

4

“ ”

23,120

8.426 /

2020 7 31

2020-129

2020 9

28

2020 9 28

2020-181

					--	3,661.77	66.22%	4,000			15.71 /	2020 03 17	2020
					--	1,413.7	67.02%	2,000			9.93 /	2020 03 17	
					--	2.4	2.09%	2.4			--	2020 03 17	
					--	0.33	0.22%	0.33			--	2020 03 17	2020-036
					--	0.24	0.21%	0.24			--	2020 03 17	
					--	144,000	20.65%	336,000		--	--	2020 08 29	2020
					--	5,611.64	2.36%	19,000		--	--	2020 08 29	2020-149

2020

2021-033

					--	356,000	27.70%	400,000		--	--	2020 08 29	
				--	--	510,690.08	--	761,002.97	--	--	--	--	--

	2020 03 17	4,400	2020 11 4					
	2020 03 17	7,800	2018 10 19	100				
	2020 03 17	3,000	2020 10 23	700				
	2020 03 17	4,000	2019 8 23					
	2020 03 17	4,000	2020 11 2	47.42				
	2020 03 17	21,000	2020 11 10	4,389.42				
	2020 03 17	4,000	2020 11 9					

	2020 03 17	4,000	2020 3 23	1,820				
	2020 03 17	2,000	2020 12 28					
	2020 03 17	2,000	2020 4 16					
	2020 03 17	3,000	2020 6 17	1,300				
	2020 03 17	6,600	2020 11 30	115.47				
	2020 03 17	3,000	2020 10 23	629.74				
	2020 03 17	2,230	2019 11 13	350				
	2020 03 17	500	2020 6 16	100				
	2020 03 17	1,000	2020 10 23	280				
	2020 03 17	30,000	2020 10 30	17,567.83				
	2020 03 17	10,000	2019 1 21	7,740				
	2020 03 17	30,000	2020 7 14					
	2020 03 17	15,000	2020 9 25	2,964.5				
	2020 03 17	51,000	2019 4 27	18,193.75				
	2020 03 17	10,000	2020 8 6	27.92				
	2020 03 17	11,000	2020 9 22	0				
	2020 03 17	21,000	2020 6 23	14,417.17				
	2020 03 17	9,000	2019 12 6					
	2020 03 17	10,000	2019 12 3					
	2020 03 17	22,000	2019 12 13	2,750.41				
	2020 03 17	11,000	2020 11 30	0				
	2020 03 17	55,000	2019 12 23	30,000				
	2020 03 17	10,000	2019 12 27					
	2020 03 17	15,000	2020 1 13	8,000				
	2020 03 17	85,600	2020 9 26	85,600				
	2020 03 17	8,000	2020 9 27	0				
	2020 03 17	10,000	2020 10 29	1,511.17				
	2020 03 17	130,000	2019 5 17	106,368.26				
	2020 03 17	10,000	2020 2 26	2,354.8				
	2020 03 17	5,000	2020 4 15	1,915.9				
	2020 03 17	12,000	2020 12 18	117.95				
	2020 03 17	116,000	2020 11 16					
	2020 03 17	150,000	2019 9 17					
	2020 03 17	10,000	2020 12 11	10,000				

2020	03	17	27,750	2020	7	29	10,215.6
2020	03	17	5,000	2020	10	28	
2020	03	17	100,000	2017	8	14	22,319.65
2020	03	17	75,000	2019	8	1	70,000
2020	03	17	8,000	2020	7	14	
2020	03	17	22,000	2020	9	21	
2020	03	17	7,000	2020	3	16	4,900
2020	03	17	3,500	2019	12	2	2,900
2020	03	17	5,000	2019	12	10	2,485.46
2020	03	17	10,000	2020	4	13	9,870
2020	03	17	20,000	2020	5	8	8,400
2020	03	17	10,000	2020	5	17	

D+E+F	1,523,376.54

		120,000	120,000	0
		50,000	20,000	0
		170,000	140,000	0

	LG Chem, Ltd.	6.17	2020 4.74	2020 7.05	2020 2.24	2020 3 17 55.04% 1.23

30%

		100%	2019 08 04	25,397.08	66,500		2019 06 30	180,080			100%		2019 08 05	

2021 3 18

2020

ESG

		15	5		11mg/m	DB31/933-2015	6.732t/a	12.6t/a	
	VOCs	15	8		0.918mg/m	DB12/524-2014	0.096192t/a	6.152t/a	
		8	4		2mg/m	GB13271-2014	0.4913t/a	1.449t/a	
		8	4		34mg/m	GB13271-2014	7.86t/a	9.139t/a	

			2020-017	
2			70%	
	2020-045			
3	100%	2020 3 5		100%
2020-026				
4				2020-061
		2020-068		
2020-069				
5	2020 4 24		Tan Kim Chwee	<
		>		
95.44			Tan Kim Chwee	4.30%
	410,401,431	0.84%		80,155,821
	Yan Ma Alex Cheng			
		2020-075	2020 7 24	
	Tan Kim Chwee			
	2019 12 31		962,900.00	
410,401,431.00	Tan Kim Chwee	4.30%		80,155,821.00
	0.84%			95.22%
				2020-125
2020 8 10				
		2020-134		
6	“	4	”	“
	”			
	2020-079			
7	2020 6 21			
		87,600		100%

				87,600	
				2020-102	
	2020 9 21				2020-175
8	2020 6 21			100,000	
				2020-103	
9	2020 7 24			Tan Kim Chwee	
		410,401,431.00	Tan Kim Chwee	4.30%	
	80,155,821.00	0.84%			
	95.22%		Tan Kim Chwee		
	2020-125				2020-134
10	2020 7 24				
			8		
12					
	2020-126				
11	2020 8 28			100%	739,219,511.67
	2020 6 30	844,418,916.21			
				2020-148	
	2020-176				
12					{
					{
				2020-168	
13	2020 9 25				
				85,600	
	100%				85,600

2020-179

14 2020 11 10

SEMCORP Hungary Kft Debrecen

Debrecen { Debreceni Vagyonkezel Zártkör en M kód

Részvénytársaság Preliminary Sale and Purchase Agreement

2020-204

15

2020-208

16 2020 11 23

76.3574%

76.3574%

54.7629%

21.5945%

76.3574%

2020-212 2020 12 21

<

>

<

>

2020-221

2020 12 24

55,000

40,000

2020-224

2020-225

	284,249,934	35.29%	69,444,444	0	0	-3,591,218	65,853,227	350,103,161	39.49%
1	0	0.00%				0	0	0	0.00%
2	0	0.00%	7,113,896				7,113,896	7,113,896	0.80%
3	117,521,700	14.59%	8,333,333	0	0	-3,591,218	4,742,115	122,263,815	13.79%
	26,009,166	3.23%	8,333,333				8,333,333	34,342,499	3.87%
	91,512,534	11.36%				-3,591,218	-3,591,218	87,921,316	9.92%
4	166,728,234	20.70%	13,608,330	0	0	0	13,608,331	180,336,565	20.34%
	0	0.00%	13,608,330				13,608,330	13,608,330	1.53%
	166,728,234	20.70%					1	166,728,235	18.81%
5		0.00%	40,388,885				40,388,885	40,388,885	4.56%
	521,120,836	64.71%	0	0	0	15,342,154	15,342,154	536,462,990	60.51%
1	521,120,836	64.71%				15,342,154	15,342,154	536,462,990	60.51%
2		0.00%					0		0.00%
3		0.00%					0		0.00%
4		0.00%					0		0.00%
	805,370,770	100.00%	69,444,444	0	0	11,750,936	81,195,381	886,566,151	100.00%

1 2017

2020 7 13


2017

83

3,404,080

2020 7 23

2 2017



23,

3 2020 A

22 44 A [2020]1476

21 20

4 “ 2019 270

2020 2 11 1,6

100.00 160,000.00 “ 2020 109 ” 100

2020 2 28 “ ” 2020 8 17 “ ”

11,774,057 “ 11,774,057

5

Paul Xiaoming Lee 2020

2017

2020 3 23

2020

35

500,000.00

2020

2020 6 1

2020

[2020]1476

22

69,444,444 A

2020 8

21

2020 9 4

6

3

“ 2019 2701 ”

2020 2 11

1,600.00

128095

100.00

160,000.00

6

“ 2020 109 ”

160,000.00

2020 2 28

“ ” 2020 8 17

1 2017

2020 7 23

3,404,080

83

2 2017

2020 9 28

2017

23,120

8.426 /

3 2020

A

22

69,444,444

A

2020 8 21

2020 9 4

6

3

1,600.00

“ ” 2020 2 28

2020 8 17

11,774,057

1	2017			2017	“ ”
2	“ ”	11,774,057		69,444,444	0.05 /
	0 /			0.26 /	

Paul Xiaoming Lee	102,745,438	1		102,745,439	2018	2018 2021 8 15 25%
Sherry Lee	46,275,559			46,275,559	2019 2018	2018 2021 8 15
	69,833,759			69,833,759	2018	2018 2021 8 15
JERRY YANG LI	17,707,237			17,707,237	2019 2018	2018 2021 8 15
	1,835,873		458,968	1,376,905		25%
	395,250	152,350	217,600	330,000	2017	2017 2020 7 23

2020 A	2020 08 17	72 /	69,444,444	2020 09 04	69,444,444		A 2020-153	2020 09 03
		100 /						
	2020 02 11	0.40% 0.60% 1.00% 1.50% 1.80% 2.00%	16,000,000	2020 02 28	16,000,000	2026 02 11	2020-022	2020 02 27

1

[2020]1476

22

69,444,444 A

2020 8

21

2020 9 4

6

2

“ 2019 2701 ”

2020 2 11 1,600.00

128095

100.00 160,000.00

6

“ 2020 109 ”

160,000.00

2020 2 28

“ ”

64.61 /

2020 5

2019

805,370,770

10 1.25

100,671,346.25

2020 5 21

“ ”

“ ”

64.61 /

64.49 /

2020 5 21

2020 9

[2020]1476

22

69,444,444 A

2020 9 4 72.00 /

“ ” “ ” 64.49 / 65.09 /

2020 9 4

2020 9 2017 4 “ ”

23,120 8.426 /

“ ” 65.09 /

805,370,770 59.97%

[2020]1476 22

69,444,444 A 2020 8 21 2020

9 4 69,444,444 2017 4

“ ” 23,120 2020 9 28

23,120 “ [2019]2701 ” 2020 2 11 1,600.00

“ ” “ ” 2020 2 28 2020 8 17 2020

8 17 2020 12 31 “ ” 12,291,976 12,291,976

886,566,151 43.60%

	21,652		44,848		0		0
				8		8	
		5%		10			



Paul Xiaoming Lee

		6,763,159		6,763,159
		5,546,166		5,546,166
10	10			
10	4			

10

10

10

10

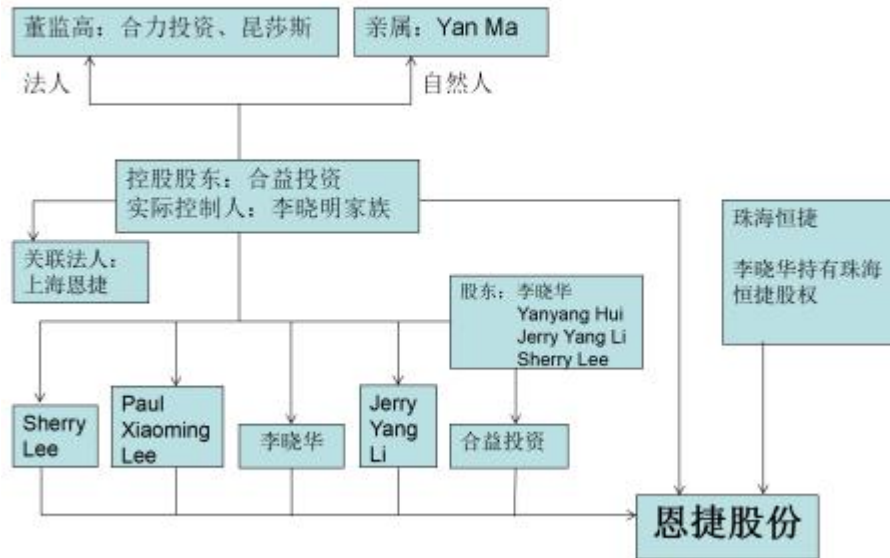
Paul Xiaoming Lee		
Yan Ma		
Sherry Lee		
Yanyang Hui		
JERRY YANG LI		
	Paul Xiaoming Lee	Yan Ma
	Yanyang Hui Sherry Lee JERRY YANG LI	

;

Paul Xiaoming Lee		
Yan Ma		
Sherry Lee		

Yanyang Hui			
Jerry Yang Li			
	Paul Xiaoming Lee Lee Jerry Yang Li Yanyang Hui	Yan Ma	Sherry
10			

控股股东、实际控制人及其关联人



	/			
	Paul Xiaoming Lee	2010	11	10
				3,000

“ 64.61 /

2020 5 2019 805,370,770 10 1.25

100,671,346.25 2020 5 21

64.61 / 64.49 / 2020 5 21

2020 9

[2020]1476 22 69,444,444 A

2020 9 4 72.00 /

64.49 / 65.09 /

2020 9 4

2020 9 2017 4

23,120 8.426 /

65.09 /

	2020 08 17	16,000,000	1,600,000,000.00	766,421,900.00	11,774,057	1.46%	833,578,100.00	52.10%

1		348,070	34,807,000.00	4.18%
2	1	332,480	33,248,000.00	3.99%
3		284,760	28,476,000.00	
4		262,8.	26,28 000.00	
6		220 35	22,03500.00	
7		220 000	22,000,000.00	2.64%
8		210 520	21,052,000.00	2.5
9		200 000	20,000,000.00	
10		190 004	19,000,400.00	2. 8%

2

2020 10005

A

A

3

Paul Xiaoming Lee				63	2011 04 20	2023 04 07	136,993,919		9,201,262		127,792,657
				59	2011 04 20	2023 04 07	70,069,889		232,000		69,837,889
Yan Ma				62	2011 04 20	2023 04 07			0		0
				46	2013 08 31	2023 04 07	1,835,873		120,000		1,715,873
Alex Cheng				63	2020 04 08	2023 04 07					0
				57	2017 01 04	2023 04 07			0		0
				48	2013 08 31	2020 04 08			0		0
				43	2017 04 20	2023 04 07			0		0
				51	2020 04 08	2023 04 07					0
				58	2020 04 08	2023 04 07					0
				73	2017 01 04	2020 04 08			0		0
				51	2017 04 20	2020 04 08			0		0
				43	2011 04 20	2023 04 07			0		0
				44	2019 01 03	2023 04 07			0		0
				34	2020 04	2023 04					0

					08	07						
				44	2011 04 20	2020 04 08				0		0
				51	2012 03 23	2023 04 07	359,000			89,000		270,000
				43	2020 09 30	2023 04 07						0
				42	2016 10 27	2020 09 30	427,000			97,000		330,000
	--	--	--	--	--	--	209,685,681		0	9,739,262		199,946,419

							2020 04 08					
							2020 04 08					
							2020 04 08					
							2020 09 30					
							2020 04 08					
Alex Cheng							2020 04 08					
							2020 04 08					
							2020 04 08					
							2020 04 08					
							2020 09 30					

1 Paul Xiaoming Lee

1958

1982

1984

1989

1992

12

University of Massachusetts

1992

1995

Inteplast Corporation

1996 4

2006

2

1962

1993 2

University

of Massachusetts

1993

1996

World-Pak Corporation

1996

4

2006

3 Yan Ma

1959

1981

1990

2011 4

4

1964

1981

1984

1989

1997

1997

2005

2005

2009

2009

5

1975

1995

2002

2002

6 Alex Cheng

1958

University of Massachusetts

1993

9

2011

9

Inteplast Corporation

2012

2

2019

6

7

1978

2001

2004

2004

2008

2009

2011

2011

2013

2013

2015

8

1970

EMBA

MBA

1994 8

1996 1 10

1998

3

2002

5

2003

1

2013

6

2013

7

2019

5

9

1963

CICPA

ACCA FCCA

1988

7

1994

4

1 1977 2000 7 2001 1
 2001 8 2006 8
 2006 9
 2 1978 1998 2003 2004
 3 1987 2013 2014 SPA
 2015
 1 1962 1993 2 University
 of Massachusetts 1993 1996 World-Pak Corporation 1996 4
 2006
 2 1970 MBA 1994 2010
 2010
 10
 3 1978 3 1997
 2016 10

Paul xiaoming lee			2010 11 03	2021 03 17	
Paul xiaoming lee			2010 12 08	2021 03 17	
			2010 11 03	2021 03 17	
			2010 12 08	2021 03 17	
			2016 12 01	2021 03 17	

--	--	--	--	--	--

Paul xiaoming lee			1996 05 01	2021 03 17	
Paul xiaoming lee			2020 01 20	2021 03 17	
			1996 05 01	2021 03 17	
			2020 01 20	2021 03 17	
Alex Cheng			2020 01 20	2021 03 17	
			2015 11 05	2021 11 04	
			2020 10 13	2023 10 12	
			2019 10 30	2022 10 29	
			2017 06 19	2023 06 18	
			2012 07 12	2021 07 11	
			2016 08 03	2022 08 02	
			2019 02 13	2022 02 12	
			2012 08 16	2021 08 15	
			2012 05 18	2021 05 17	
			2019 06 29	2021 03 17	
			2016 02 01	2021 01 21	
			2017 04 21	2021 03 17	
			2018 03 09	2021 03 17	
			2019 04 23	2021 03 17	
			2019 04 23	2021 03 17	
			2019 12 23	2021 03 17	

2

2020

3

Paul xiaoming lee			63		118.34	
			59		120.29	
Yan ma			62		0	
Alex cheng			63		6.19	
			46		28.11	
			57		27.94	
			48		0	
			73		1.36	
			51		1.36	
			43		5	
			51		3.64	
			58		3.64	
			44		18.85	
			43		21.19	
			44		5.99	
			34		6.78	
			51		37.95	
			43		7.39	
			42		29.12	
	--	--	--	--	443.14	--

	229
	3,908

	5,040
	7,168
	0
	3,984
	94
	369
	86
	507
	5,040
	8
	77
	538
	1,124
	3,293
	5,040

“ ”

2,968

2,865

103

66,557

65,869

U

2020

2021-033

7

25

22

5

1“
”

2019		62.33%	2020 04 08	2020 04 09	2019 2020-062
2020		64.21%	2020 04 09	2020 04 10	2020 2020-063
2020		59.98%	2020 06 10	2020 06 11	2020 2020-091
2020		64.83%	2020 07 08	2020 07 09	2020 2020-110
2020		61.75%	2020 07 30	2020 07 31	2020 2020-128
2020		57.63%	2020 09 14	2020 09 15	2020 2020-170
2020		59.07%	2020 09 24	2020 09 25	2020 2020-177

	25	1	24	0	0		7
	20	1	19	0	0		6
	20	1	19	0	0		6
	5	0	5	0	0		1
	5	0	5	0	0		1

Ö~ μ:↵ £ »

š m

2018			
	1,486,200	“ ” 7	84
	55,800		
2019			84
	2,484,720	“ ” 17	
	136,680		
83	3,404,080	“ ” 4	
	23,120		

	2021 03 18		
	2021 3 18	2020	
			100.00%
			100.00%

	<table border="0"> <tr> <td></td> <td>0.25%</td> <td>0.5%</td> <td></td> <td>0.25%</td> <td></td> </tr> <tr> <td></td> <td>0.25%</td> <td>1%</td> <td>0.5%</td> <td>0.25%</td> <td></td> </tr> <tr> <td>0.5%</td> <td>1.5%</td> <td></td> <td>1%</td> <td>0.5%</td> <td>1.5%</td> </tr> <tr> <td>1%</td> <td>1.5%</td> <td></td> <td></td> <td>1%</td> <td>1.5%</td> </tr> </table>		0.25%	0.5%		0.25%			0.25%	1%	0.5%	0.25%		0.5%	1.5%		1%	0.5%	1.5%	1%	1.5%			1%	1.5%	
	0.25%	0.5%		0.25%																						
	0.25%	1%	0.5%	0.25%																						
0.5%	1.5%		1%	0.5%	1.5%																					
1%	1.5%			1%	1.5%																					
		0																								
		0																								
		0																								
		0																								

	2021 03 18
	2021 3 18
	2021 001377

		128095	2020 02 11	2026 02 11	83,357.81	0.40% 0.60% 1.00% 1.50% 1.80% 2.00%	
		1	2020 8 17				
					766,421,900		11,774,057
		2	2020 9 29				

					398	14F

--	--

	<p>159,000</p> <p>2020 2 17</p> <p>4,443,396.23</p> <p>[2020]000047</p> <p>1,586,122,641.51</p> <p>1,586,122,641.51</p> <p>2020 4 30</p>	<p>1,000</p> <p>9,433,962.26</p> <p>1,586,122,641.51</p>
		0
	<p>4</p> <p>1,586,122,641.51</p> <p>2020 4 30</p> <p>0</p>	

2019 7 18

2019 010759

AA “ ”

AA

2020 5 15

2020 100053

AA “ ”

AA

1

0.40%

0.60%

2020

2021-033

1.00%

1.50%

1.80%

2.00%

5

2

	5.13	7.25	-29.24%
	4.98	6.87	-27.51%
EBITDA	7.03	9.15	-23.17%
	100.00%	100.00%	0.00%
	100.00%	100.00%	0.00%

30%

- 1
- 2
- 3

181.02

50.92


55.58

2020 2 11

87,468.55

69,909.73

15.36%



	2021 03 17
	[2021]001534

2020 12 31

2020

2020 12 31

2020

1.

2.

1.

/ / 40

2020

428,300.76

2.

1

2

3

4

2

3

4

5

6

2020 12 31

	2020 12 31	2019 12 31
	2,374,743,862.70	1,011,554,636.06
	1,340,551,914.18	
	379,739,323.94	185,281,908.27
	2,328,215,706.27	1,424,354,132.31
	399,552,829.70	182,535,597.54
	180,532,055.58	105,308,597.08

	10,861,029.53	831,637,318.80
		1,188,900.87
	1,157,030,660.71	759,230,046.85
	2,956,802.29	
	533,769,875.20	523,124,562.78
	8,707,954,060.10	5,023,026,799.69
	3,375,208.87	3,343,466.01
	9,467,762.78	10,001,993.90
	8,420,764,216.20	4,936,597,979.17
	1,639,803,967.92	1,554,274,795.85
	461,898,594.16	298,768,420.95
	520,230,679.65	44,154,633.34
	6,645,427.28	2,603,725.01
	202,903,996.37	94,713,958.19
	599,190,933.07	225,702,589.31
	11,864,280,786.30	7,170,161,561.73
	20,572,234,846.40	12,193,188,361.42

	1,795,679,528.91	2,670,365,032.83
	695,426,539.69	522,674,089.50
	471,076,518.22	382,691,559.85
		9,241,127.99
	7,677,129.87	
	28,144,817.99	94,051.89
	178,984,075.44	54,716.63
	585,382,427.63	57,984.36
	7,871,573.20	74,667.67
	526,281,063.88	448,243,627.51
	1,021,339.34	

	708,255,614.66	435,042,080.77
	100,406,057.96	60,696,969.12
	455,517,694.55	619,187,419.79
	4,686,816,119.58	3,082,740,285.48
	8,976,489,560.55	7,312,062,476.04
	886,566,151.00	805,370,770.00
	92,433,139.11	
	7,229,135,825.83	1,894,027,132.14
		28,137,312.00
	147,950,664.58	135,153,637.58
	2,746,794,868.15	1,744,638,648.71
	11,102,880,648.67	4,551,052,876.43
	492,864,637.18	330,073,008.95
	11,595,745,285.85	4,881,125,885.38
	20,572,234,846.40	12,193,188,361.42

PAUL XIAOMING LEE

	2020 12 31	2019 12 31
	1,356,011,083.93	173,535,371.19
	1,210,015,416.66	
	439,422,816.05	9,600,000.00
	13,500,863.18	41,692,384.78

	424,285.77	1,230,107.09
	4,145,526,029.74	1,101,125,909.57
	241,040,000.00	272,540,000.00
	11,921,375.85	24,548,426.09
	571,205.74	1,866,350.09
	7,177,393,076.92	1,353,598,548.81
	4,662,093,871.62	4,167,834,622.62
	72,475,302.27	78,899,091.13
		2,401,314.53
	11,586,803.18	12,163,386.82
	35,786,244.88	9,915,678.59
	7,703,156.51	8,416,961.95
	4,789,645,378.46	4,279,631,055.64
	11,967,038,455.38	5,633,229,604.45
	23,027,741.64	181,264,450.04

	111,564,400.00	178,321,179.75
	32,501,970.95	41,490,200.04
		688,175.71
	306,389.38	
		198,382.51
	3,921,261.63	5,190,155.03
	98,408,526.81	502,673,483.50
	2,806,004.27	
	39,830.62	
	272,576,125.30	909,826,026.58
	290,000,000.00	
	755,725,620.04	
	1,045,725,620.04	
	1,318,301,745.34	909,826,026.58
	886,566,151.00	805,370,770.00
	92,433,139.11	
	9,347,283,545.82	3,651,035,741.69

		28,137,312.00
	120,198,153.59	107,401,126.59
	202,255,720.52	187,733,251.59
	10,648,736,710.04	4,723,403,577.87
	11,967,038,455.38	5,633,229,604.45

	2020	2019
	4,283,007,589.11	3,159,561,554.91
	4,283,007,589.11	3,159,561,554.91
	3,068,774,846.93	2,189,218,723.03
	2,456,998,310.23	1,730,301,164.11
	32,491,020.28	14,920,443.36
	56,365,549.96	67,250,207.94
	155,800,391.65	122,867,832.09
	178,243,333.28	154,913,207.75
	188,876,241.53	98,965,867.78
	203,597,658.74	98,286,877.98
	34,077,648.03	2,491,822.81
	139,662,812.37	122,210,168.05
	8,627,395.44	1,676,352.85

	1,516,305.77	1,484,572.03
-		
	10,951,914.18	
-	-38,744,542.00	-26,343,860.48
-	-17,810,098.57	-5,191,727.71
-	-144,872.28	2,066.58
	1,316,775,351.32	1,062,695,831.17
	1,696,155.05	209,752.60
	5,224,424.09	975,859.91
	1,313,247,082.28	1,061,929,723.86
	137,597,621.36	126,360,948.02
	1,175,649,460.92	935,568,775.84
1.	1,175,649,460.92	935,568,775.84
2.		
1.	1,115,604,020.47	849,837,425.81
2.	60,045,440.45	85,731,350.03
1.		
2.		
3.		
4.		
5.		
1.		
2.		
3.		
4.		
5.		

	305,202.78	22,800.87
	601,273.52	196,959.99
	102,099,703.67	192,537,883.74
	-25,870,566.29	-1,463,417.32
	127,970,269.96	194,001,301.06
	127,970,269.96	194,001,301.06
1.		
2.		
3.		
4.		
5.		
1.		
2.		
3.		
4.		
5.		
6.		
7.		
	127,970,269.96	194,001,301.06

	2020	2019
	3,191,214,990.25	2,801,508,148.87

	521,580,488.33	
	6,149,118,177.71	3,126,243,760.37
	-5,275,504,244.58	-3,073,948,504.45
	5,182,504,554.49	
	200,000,000.00	
	6,453,328,220.70	5,427,097,775.55
	1,586,122,641.51	
	13,221,955,416.70	5,427,097,775.55
	6,828,400,619.55	2,214,426,273.07
	337,184,434.87	337,658,144.35
	496,786,261.12	94,318,151.93
	7,662,371,315.54	2,646,402,569.35
	5,559,584,101.16	2,780,695,206.20
	1,339,259,869.77	470,043,709.52
	715,655,914.78	245,612,205.26
	2,054,915,784.55	715,655,914.78

	2020	2019
	195,880,806.69	340,079,958.02
	1,492,265.95	
	83,978,889.93	54,597,180.52
	281,351,962.57	394,677,138.54
	58,371,825.94	28,410,232.07
	22,027,502.06	38,918,909.22
	11,770,532.86	11,038,509.62
	16,850,138.72	108,541,985.69
	109,019,999.58	186,909,636.60

	2020														
	805,370, 770.00				1,894,027, 132.14	28,137, 312.00			135,153, 637.58		1,744,638, 648.71		4,551,052, 876.43	330,073, 008.95	4,881,125, 885.38
	805,370, 770.00				1,894,027, 132.14	28,137, 312.00			135,153, 637.58		1,744,638, 648.71		4,551,052, 876.43	330,073, 008.95	4,881,125, 885.38
	81,195,3 81.00			92,433, 139.11	5,335,108, 693.69	-28,137 ,312.00			12,797,0 27.00		1,002,156, 219.44		6,551,827, 772.24	162,791, 628.23	6,714,619, 400.47
											1,115,604, 020.47		1,115,604, 020.47	60,045,4 40.45	1,175,649, 460.92
	81,195,3 81.00			92,433, 139.11	5,335,108, 693.69	-28,137 ,312.00							5,536,874, 525.80	105,657, 760.98	5,642,532, 286.78
1	69,444,4 44.00				4,592,771, 403.98								4,662,215, 847.98	81,080,0 00.00	4,743,295, 847.98

	2020		2021-033			
2	11,774.0	92,433,	779,622.4		883,829.6	883,829.6
	57.00	139.11	47.50		43.61	43.61
3			21,332.62		21,332.62	883,295.
			9.04		9.04	70
4	-23,120.		-58,617.78	-28,137		
	00		6.83	,312.00		

2020

2021-033

	886,566, 151.00			92,433, 139.11	7,229,135, 825.83				147,950, 664.58		2,746,794, 868.15		11,102,880 ,648.67	492,864, 637.18	11,595,745 ,285.85

	2019															
	473,867, 912.00				2,198,120, 658.09	50,217, 436.50				115,753, 507.47		1,093,630, 310.62		3,831,154, 951.68	241,047, 201.74	4,072,202, 153.42
	473,867, 912.00				2,198,120, 658.09	50,217, 436.50				115,753, 507.47		1,093,630, 310.62		3,831,154, 951.68	241,047, 201.74	4,072,202, 153.42
	331,502, 858.00				-304,093,5 25.95	-22,080 ,124.50				19,400,1 30.11		651,008,3 38.09		719,897,9 24.75	89,025,8 07.21	808,923,73 1.96
												849,837,4 25.81		849,837,4 25.81	85,731,3 50.03	935,568,77 5.84
	-204,68 0.00				27,614,01 2.05	-22,080 ,124.50								49,489,45 6.55	3,294,45 7.18	52,783,913 .73
1																

2020

2021-033

2							1,833,11	1,833,115.	
							5.76	76	
3		29,162,57					29,162,57	1,461,34	30,623,919
		8.32					8.32	1.42	.74
4	-204,68	-1,548,566	-22,080				20,326,87		20,326,878
	0.00	.27	,124.50				8.23		.23
					19,400,1	-198,829,	-179,428,9		-179,428,9
					30.11	087.72	57.61		57.61
1					19,400,1	-19,400,1			
					30.11	30.11			
2									
3						-179,428,	-179,428,9		-179,428,9
						957.61	57.61		



2020

2021-033

2			
	805,370,	1,894,027,	28,13- =
	770.00	132.14	

2020

2021-033

3		3,736,935.26				3,736,935.26
4	-23,120.00	-171,689.12	-28,137,312.00			27,942,502.88
				12,797,027.00	-113,447,801.03	-100,650,774.03
1				12,797,027.00	-12,797,027.00	
2					-100,650,774.03	-100,650,774.03
3						
1						
2						
3						

2020

2021-033

	473,867,912.00				3,971,775,141.36	50,217,436.50			88,000,996.48	192,561,038.25	4,675,987,651.59
	473,867,912.00				3,971,775,141.36	50,217,436.50			88,000,996.48	192,561,038.25	4,675,987,651.59
	331,502,858.00				-320,739,399.67	-22,080,124.50			19,400,130.11	-4,827,786.66	47,415,926.28
									194,001,301.06		194,001,301.06
	-204,680.00				10,968,138.33	-22,080,124.50					32,843,582.83
1											
2											
3					12,516,704.60						12,516,704.60
4	-204,680.00				-1,548,566.27	-22,080,124.50					20,326,878.23
									19,400,130.11	-198,829,087.72	-179,428,957.61
1									19,400,130.11	-19,400,130.11	
2										-179,428,957.61	-179,428,957.61
3											
	331,707,538.00				-331,707,538.00						
1	331,707,538.00				-331,707,538.00						
2											
3											

2020

2021-033

4												
5												
6												
1												
2												
	805,370,770.00				3,651,035,741.69	28,137,312.00			107,401,126.59	187,733,251.59		4,723,403,577.87

[2016]150

2011 3 28

530400400000

125

PAUL XI MING LE

3000 7317703

2014 3

2014

[2016]1886

A 3,348.00

2016 9 6

1.00

23.41

73076,800.00

35,999,800.00

LöCtH

747,767,000.00

380,480,000.00

714,287,000.00

~~0161009~~08977

(2016)618

2016

2020 6 12					[2020]1476	
				241,611,231		2020
8 17		A	69,444,444		1.00	
72.00	4,999,999,968.00			17,495,413.51		
4,982,504,554.49	“ ”	69,444,444.00	“	-	”	4,913,060,110.49
				[2020]000460		
[2019]2701	2020 2 11		1,600.00			
				2020 8 17	2026 2 11	2020 12 31
	11,774,057.00					
2020 7 30	2020					
4			194,809.12		23,120.00	
-	171,689.12				[2020]000561	
			2020 12 31			886,566,151.00
886,566,151.00						

1

BOPP BOPP 2

3

2021 3 17

21

			100.00	100.00
			100.00	100.00
			100.00	100.00
			100.00	100.00
			100.00	100.00
			100.00	100.00
			100.00	100.00
			100.00	100.00
			95.22	95.22
			100.00	100.00
			100.00	100.00

			100.00	100.00
			100.00	100.00
			82.00	82.00
			100.00	100.00
			70.00	70.00
			76.3574	76.3574
			100.00	100.00
SEMCORP Global Holdings Kft.			100.00	100.00
SEMCORP Hungary Kft.			100.00	100.00
			100.00	100.00

8 2

SEMCORP Global Holdings Kft.	
SEMCORP Hungary Kft.	

“ ”

15 —

2014

1 1 12 31

12

1
2
3
4

1

2

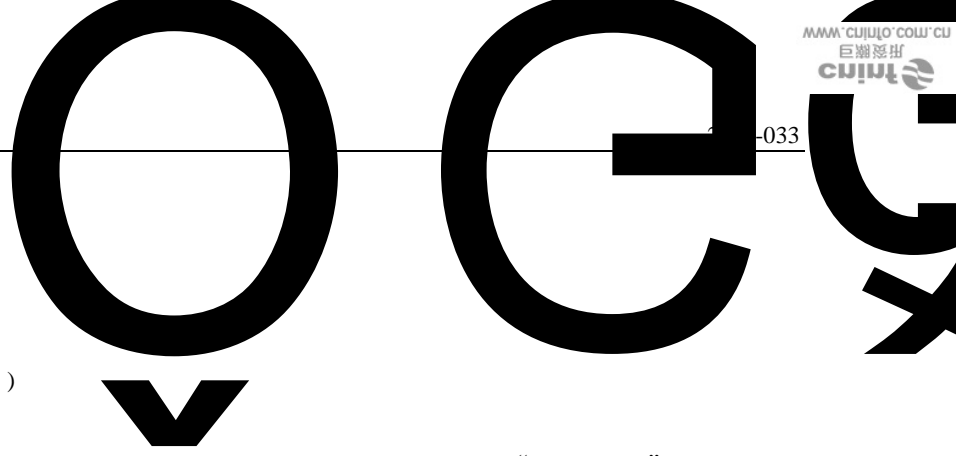
- A.
- B.
- C.
- D.

3

4

8 —

8 —



()

“ ”

)

(

(

)

- 1
- 2
- 3

2

3

4

5

2020

45

1

1

2

3

1 2

1

2

1

12

148

2

3

12

1

2

3

4

1
2

” “ “10

” “ “10



” “ “ ” “10

” “ ” “10

		12

” () “ ” “10

- 1
- 2
- 3

- 1
- 2

” “ “ ” “10

” “ ” “10

1 “ ” “5
”
2



2

4

5

22 ——

1

2

3

4

1

22 ——

2

1

2

1

2

3

4

5

		%	%
			1/ *100
	20	5-10	4.50-4.75

1

2

		20	5-10	4.50-4.75
		10-13	5-10	6.92-9.50
		5	5-10	18.00-19.00

1

2

3

3

a.

	10	
	50	
	10	
	10	

b.

- 1
- 2
- 3

- 4
- 5

1

	3	
	10	
	5	
	2-3	

3

4

5

6

1

2

1

2

3

4

1

2

(1)

(2)

(3)

/

- 1 BOPP
- 2 BOPP

3

1

()

2020

2021-033

1

2

2

3

2>

1

2

3

1

2

3

1

2

3

1

3

:

(1)

(2)

5.

1

2

3

4

6.

1

2

2017	2020	1	1	14 -
	2020	4	24	

2020 1 1

2017

14 -

2020 1 1

2020

	2019	12	31		2020	1	1
--	------	----	----	--	------	---	---

		1	2		
	9,241,127.99	-9,241,127.99			
		8,177,989.37			8,177,989.37
		1,063,138.62			1,063,138.62
	9,241,127.99				9,241,127.99

1

2020 12 31

		8,892,912.54	-8,892,912.54
	7,677,129.87		7,677,129.87
	1,021,339.34		1,021,339.34
	8,892,912.54	8,892,912.54	

2020

	2,456,998,310.23	2,398,520,338.41	58,477,971.82
	56,365,549.96	114,843,521.78	-58,477,971.82

	2019 12 31	2020 01 01	
	1,011,554,636.06	1,011,554,636.06	
	185,281,908.27	185,281,908.27	

	1,424,354,132.31	1,424,354,132.31	
	182,535,597.54	182,535,597.54	
	105,308,597.08	105,308,597.08	
	831,637,318.80	831,637,318.80	
	1,188,900.87	1,188,900.87	
	759,230,046.85	759,230,046.85	
	523,124,562.78	523,124,562.78	
	5,023,026,799.69	5,023,026,799.69	
	3,343,466.01	3,343,466.01	
	10,001,993.90	10,001,993.90	
	4,936,597,979.17	4,936,597,979.17	
	1,554,274,795.85	1,554,274,795.85	
	298,768,420.95	298,768,420.95	
	44,154,633.34	44,154,633.34	
	2,603,725.01	2,603,725.01	

	94,713,958.19	94,713,958.19	
	225,702,589.31	225,702,589.31	
	7,170,161,561.73	7,170,161,561.73	
	12,193,188,361.42	12,193,188,361.42	
	2,670,365,032.83	2,670,365,032.83	
	522,674,089.50	522,674,089.50	
	382,691,559.85	382,691,559.85	
	9,241,127.99		-9,241,127.99
		8,177,989.37	8,177,989.37
	20,194,051.89	20,194,051.89	
	77,254,716.63	77,254,716.63	
	98,657,984.36	98,657,984.36	
	7,574,667.67	7,574,667.67	
	448,243,627.51	448,243,627.51	
		1,063,138.62	1,063,138.62
	4,229,322,190.56	4,229,322,190.56	
	1,967,813,815.80	1,967,813,815.80	

	435,042,080.77	435,042,080.77	
	60,696,969.12	60,696,969.12	
	619,187,419.79	619,187,419.79	
	3,082,740,285.48	3,082,740,285.48	
	7,312,062,476.04	7,312,062,476.04	
	805,370,770.00	805,370,770.00	
	1,894,027,132.14	1,894,027,132.14	
	28,137,312.00	28,137,312.00	
	135,153,637.58	135,153,637.58	
	1,744,638,648.71	1,744,638,648.70	
	4,551,052,876.43	4,551,052,876.43	
	330,073,008.95	330,073,008.95	
	4,881,125,885.38	4,881,125,885.38	
	12,193,188,361.42	12,193,188,361.42	

	2019 12 31	2020 01 01	
	173,535,371.19	173,535,371.19	

	9,600,000.00	9,600,000.00	
	41,692,384.78	41,692,384.78	
	1,230,107.09	1,230,107.09	
	1,101,125,909.57	1,101,125,909.57	
	272,540,000.00	272,540,000.00	
	24,548,426.09	24,548,426.09	
	1,866,350.09	1,866,350.09	
	1,353,598,548.81	1,353,598,548.81	
	4,167,834,622.62	4,167,834,622.62	
	78,899,091.13	78,899,091.13	
	2,401,314.53	2,401,314.53	
	12,163,386.82	12,163,386.82	
	9,915,678.59	9,915,678.59	
	8,416,961.95	8,416,961.95	
	4,279,631,055.64	4,279,631,055.64	
	5,633,229,604.45	5,633,229,604.45	

	3,651,035,741.69	3,651,035,741.69	
	28,137,312.00	28,137,312.00	
	107,401,126.59	107,401,126.59	
	187,733,251.59	187,733,251.59	
	4,723,403,577.87	4,723,403,577.87	
	5,633,229,604.45	5,633,229,604.45	

2019

		13% 9% 6%
		7% 5% 1%
		25% 15% 16.5% 9%

	15%
	15%
	25%
	25%
	15%
	25%
	15%

	15%
	25%
	15%
	15%
	25%
	15%
	15%
	25%
	15%
	15%
	15%
	25%
	15%
	15%
	25%
SEMCORP Global Holdings Korlátolt Feleltség Társaság	9%
SEMCORP Hungary Korlátolt Feleltség Társaság	9%
	16.5%

2012 12

15%

(2018)

<

>

2016 32

15%

SEMCORP Global Holdings Korlátolt Feleltség Társaság SEMCORP Hungary Korlátolt Feleltség Társaság

9%

16.5%

	144,778.56	14,120.97
	2,054,771,005.99	715,641,793.81
	319,828,078.15	295,898,721.28
	2,374,743,862.70	1,011,554,636.06
	1,838,836.77	16,678.12

	291,920,509.32	214,406,111.22
	24,511,902.16	76,230,110.06
		5,262,500.00
	2,600,000.00	
	319,032,411.48	295,898,721.28

	1,340,551,914.18	
	1,340,551,914.18	
	1,340,551,914.18	

	115,702,598.65	55,600,772.01
	271,293,369.17	129,681,136.26
	-7,256,643.88	

	379,739,323.94	185,281,908.27
--	----------------	----------------

	386,995,967.82	100.00%	7,256,643.88	1.88%	379,739,323.94	185,281,908.27	100.00%		185,281,908.27
	115,702,598.65	29.90%			115,702,598.65	55,600,772.01	30.01%		55,600,772.01
	271,293,369.17	70.10%	7,256,643.88	2.67%	264,036,725.29	129,681,136.26	69.99%		129,681,136.26
	386,995,967.82	100.00%	7,256,643.88	1.88%	379,739,323.94	185,281,908.27	100.00%		185,281,908.27

	115,702,598.65			
	271,293,369.17		7,256,643.88	2.67%
	386,995,967.82		7,256,643.88	--

		7,256,643.88			7,256,643.88
		7,256,643.88			7,256,643.88

	22,174,829.70
	22,174,829.70

	682,587,200.32	
	19,179,415.84	
	701,766,616.16	

	81,012,693.96	3.32%	81,012,693.96	100.00%		16,879,255.32	1.15%	16,879,255.32	100.00%	
	2,359,776,648.05	96.68%	31,560,941.78	1.34%	2,328,215,706.27	1,454,745,838.46	98.85%	30,391,706.15	2.09%	1,424,354,132.31
	2,359,776,648.05	96.68%	31,560,941.78	1.34%	2,328,215,706.27	1,454,745,838.46	98.85%	30,391,706.15	2.09%	1,424,354,132.31
	2,440,789,342.	100.00%	112,573,635.7	4.61%	2,328,215,706.	1,471,625,093.	100.00%	47,270,	3.21%	1,424,35

5	955,055.67	955,055.67	100.00%
	2,359,776,648.05	31,560,941.78	--

1	1	2,165,102,226.74
1	2	135,091,642.10
2	3	44,131,463.62
3		96,464,009.55
3	4	84,914,092.94
4	5	9,391,352.80
5		2,158,563.81
		2,440,789,342.01

	16,879,255.32	19,111,774.90		19,702,028.48	64,723,692.22	81,012,693.96
	30,391,706.15	9,414,645.28			-8,245,409.65	31,560,941.78
	47,270,961.47	28,526,420.18		19,702,028.48	56,478,282.57	112,573,635.74

	19,702,028.48
--	---------------

--	--	--	--	--	--

		11,727,064.10			
		2,845,087.00			
		1,790,545.00			
		724,520.50			
		524,335.00			
AL BADYA INDUSTRY FOR PRODUCING JUICE		424,066.58			
		411,422.00			
		375,094.50			
		239,603.08			
		218,478.00			
		118,910.76			
		39,106.26			
	--	19,438,232.78	--	--	--

1	376,843,150.25	15.44%	1,469,688.29
2	273,470,047.72	11.20%	1,900,860.23
3	249,855,185.50	10.24%	587,022.77
4	129,716,289.82	5.31%	3,428,165.69
5	108,130,493.83	4.43%	421,708.93
	1,138,015,167.12	46.62%	

	22,174,829.70	9,886,495.00

		172,649,102.54
	380,000,000.00	
	-2,622,000.00	
	399,552,829.70	182,535,597.54

2,622,000.00

1	176,145,847.86	97.57%	104,123,431.87	98.87%
1 2	3,362,801.79	1.86%	927,210.61	0.88%
2 3	826,963.83	0.46%	92,215.61	0.09%
3	196,442.10	0.11%	165,738.99	0.16%
	180,532,055.58	--	105,308,597.08	--

1

	1,520,000.00	1	1-2

		(%)		
1	22,431,853.07	12.43	1	
2	14,010,849.22	7.76	1	
3	12,565,317.56	6.96	1	
4	11,149,749.12	6.18	1	
5	11,108,115.48	6.15	1	

	71,265,884.45	39.48	—	—
--	---------------	-------	---	---

		1,188,900.87
	10,861,029.53	830,448,417.93
	10,861,029.53	831,637,318.80

()		
		1,188,900.87
		1,188,900.87

		820,000,000.00
		1,084,905.66
	6,396,495.59	4,438,003.35
	1,487,785.97	2,696,682.56
	1,683,603.50	1,203,121.38
	2,763,105.25	1,769,896.21
	12,330,990.31	831,192,609.16

	12	()	()	
2020 1 1	316,278.99	170,377.70	257,534.54	744,191.23
2020 1 1	—	—	—	—
--	-27,882.59	27,882.59		
--	-90,940.90	-157,016.50	247,957.40	
	94,616.97	191,860.97	53,000.00	339,477.94
	113,291.61	273,000.00		386,291.61
2020 12 31	405,364.08	506,104.76	558,491.94	1,469,960.78

1 1		8,846,205.35
1 2		1,238,318.80
2 3		1,026,694.22

3		1,219,771.94
3 4		205,680.00
4 5		558,600.00
5		455,491.94
		12,330,990.31

		813,000.00	1	6.59%	35,365.50
		544,000.00	4-5	4.41%	272,000.00
		500,000.00	1	4.05%	21,750.00
		380,800.00	1	3.09%	16,564.80
		335,829.67	1	2.72%	14,608.59
	--	2,573,629.67	--	20.87%	360,288.89

	181,857,690.10	944,622.50	180,913,067.60	112,792,578.57	23,191.84	112,769,386.73
	24,480,339.87	436,222.88	24,044,116.99	31,577,592.12	436,222.88	31,141,369.24
	1,024,022,804.36	150,081,339.35	873,941,465.01	560,323,330.51	5,570,216.82	554,753,113.69
	33,714,499.63		33,714,499.63	16,721,617.70		16,721,617.70
	34,110,894.27	183,334.00	33,927,560.27	30,118,007.46		30,118,007.46
	164,506.20		164,506.20	91,289.59		91,289.59
	10,325,445.01		10,325,445.01	13,635,262.44		13,635,262.44
	1,308,676,179.44	151,645,518.73	1,157,030,660.71	765,259,678.39	6,029,631.54	759,230,046.85

	23,191.84		921,430.66		944,622.50
	436,222.88				436,222.88
	5,570,216.82	7,955,319.87	227,223,330.17	90,667,527.51	150,081,339.35
		183,334.00			183,334.00
	6,029,631.54	8,138,653.87	228,144,760.83	90,667,527.51	151,645,518.73

1

1

2

2

1

2

	2,956,802.29	

	2,956,802.29	
--	--------------	--

	533,769,875.20	523,124,562.78
	533,769,875.20	523,124,562.78

	2,956,802.29		2,956,802.29				
	43,197.71		43,197.71				
	-2,956,802.29		-2,956,802.29				

	()								()	

[Redacted]											
[Redacted]											
	3,343,466.01			1,516,305.77			1,484,562.91			3,375,208.87	
	3,343,466.01			1,516,305.77			1,484,562.91			3,375,208.87	
	3,343,466.01			1,516,305.77			1,484,562.91			3,375,208.87	



2				
4.	2,404,040.04			2,404,040.04
1.				
2.				
1				
3				
1				
2				
4.				
1.	9,467,762.78			9,467,762.78
2.	10,001,993.90			10,001,993.90

	9,467,762.78	

	8,420,764,216.20	4,936,597,979.17
	8,420,764,216.20	4,936,597,979.17

--	--	--	--	--	--

1.	898,346,307.39	5,140,402,993.45	22,096,333.89	56,054,782.54	6,116,900,417.27
2.	891,472,338.35	4,195,196,933.08	7,063,271.30	46,854,165.52	5,140,586,708.25
1	1,120,021.36	42,591,962.89	1,740,836.84	7,159,930.65	52,612,751.74
2	679,064,403.28	1,917,650,105.15	1,273,141.59	8,601,630.87	2,606,589,280.89
3	211,287,913.71	2,234,954,865.04	4,049,292.87	31,092,604.00	2,481,384,675.62
3.		2,364,267.89	508,945.73	59,255.98	2,932,469.60
1		2,364,267.89	508,945.73	59,255.98	2,932,469.60

2 '0338<8Δ 5

3

5015852008 5' 0'34'1052 54' 054'18Δ 0 5'303188005200580'102.0
 0Δ'280'051'8Δ
 1' 08802525Δ 45'040'0080'3

5

55358332'8005<022'Δ4

3

	2,105,695.50	779,418.94		1,326,276.56	2020 12 31
	9,135,247.28	5,059,520.64		4,075,726.64	2020 12 31

	1,052,491,443.41	

1

2

81

	1,628,157,358.74	1,546,045,179.46
	11,646,609.18	8,229,616.39
	1,639,803,967.92	1,554,274,795.85

				1,724,137.93		1,724,137.93
				64,902,750.98		64,902,750.98
	23,235,129.81		23,235,129.81	62,430,402.45		62,430,402.45
	70,022,103.63		70,022,103.63	886,052,455.29		886,052,455.29
	716,878,985.42		716,878,985.42			
	258,431,515.43		258,431,515.43	524,639,042.67		524,639,042.67
	139,404,996.71		139,404,996.71			
	1,279,253.82		1,279,253.82			
	37,331,842.72		37,331,842.72			
	9,419,783.70		9,419,783.70			
IT	3,207,547.08		3,207,547.08			
5-7	353,206,733.42	9,319,496.94	343,887,236.48			
7 BOPP	2,733,126.44		2,733,126.44	91,958.23		91,958.23
10	15,195,257.16		15,195,257.16			
	7,130,580.34		7,130,580.34	6,204,431.91		6,204,431.91
	1,637,476,855.68	9,319,496.94	1,628,157,358.74	1,546,045,179.46		1,546,045,179.46

200.00	1,724,137.93		1,724,137.93		100.00	100.00			
	7.93		.93		%	%			
7,500.00	64,902,750.98	4,557.67	69,460,429.08		100.00	100.00			
	50.98	8.10	9.08		%	%			
140,000.00	62,430,402.45	1,060.38	1,099,576,028.26	23,235,129.81	80.27%	95.00%	29,920,996.84	29,920,996.84	4.69%
220,000.00	886,052,455.29	98,883.4	914,913,809.19	70,022,103.63	72.98%				

	0.00		985.42			985.42						
	175,000.00	524,639,042.67	104,058,668.98	370,266,196.22		258,431,515.43	94.97%	89.71%	10,275,378.94	1,262,708.35	4.89%	
	175,000.00		139,404,996.71			139,404,996.71	8.87%	20.59%				
	10,000.00		75,836,394.48	74,557,140.66		1,279,253.82	78.34%	87.64%				
	14,250.00		101,392,770.96	64,060,928.24		37,331,842.72	73.33%	80.63%				
	3,000.00		14,522,503.29	5,102,719.59		9,419,783.70	49.89%	53.42%				
IT	566.04		3,207,547.08			3,207,547.08	56.67%	60.00%				
5-7	68,770.00		353,206,733.42			353,206,733.42	51.36%	50.00%	15,938,122.29	10,814,723.11	4.74%	
7 BOPP	36,000.00	91,958.23	2,641,168.21			2,733,126.44	0.76%	1.00%	1,688.89	1,688.89	3.80%	
10	5,101.00		15,195,257.16			15,195,257.16	29.79%	35.00%				
	1,070.75	6,204,431.91	7,854,040.15	6,927,891.72		7,130,580.34		-				
	1,136,457.79	1,546,045,179.46	2,698,020,957.11	2,606,589,280.89		1,637,476,855.68	--	--	124,571,903.59	91,982,322.41		--

” “81

”

“

	4,352,742.79		4,352,742.79	5,579,312.22	5,579,312.22
	7,293,866.39		7,293,866.39	2,534,766.90	2,534,766.90

				115,537.27		115,537.27
	11,646,609.18		11,646,609.18	8,229,616.39		8,229,616.39

1.	320,805,666.11			10,443,016.49	331,248,682.60
2.	152,929,234.72	26,000,000.00	23,338,200.00	3,837,502.19	206,104,936.91
1	73,152,706.00			2,186,947.43	75,339,653.43
2					
3	79,776,528.72	26,000,000.00	23,338,200.00	1,650,554.76	130,765,283.48
3.					
1					
4.	473,734,900.83	26,000,000.00	23,338,200.00	14,280,518.68	537,353,619.51
1.	31,211,400.20			1,268,861.45	32,480,261.65
2.	19,747,908.80	2,166,666.67	17,171,971.78	2,684,718.00	41,771,265.25

1	8,138,277.04	2,166,666.67		1,796,194.41	12,101,138.12
2	11,609,631.76		17,171,971.78	888,523.59	29,670,127.13
3.					
1					
4.	50,959,309.00	2,166,666.67	17,171,971.78	3,953,579.45	74,251,526.90
1.					
2.			1,203,498.45		1,203,498.45
1					
2			1,203,498.45		1,203,498.45
3.					
1					
4.			1,203,498.45		1,203,498.45
1.	422,775,591.83	23,833,333.33	4,962,729.77	10,326,939.23	461,898,594.16
2.	289,594,265.91			9,174,155.04	298,768,420.95

“ ” “81

”

	44,154,633.34	485,747,491.01			529,902,124.35

2020

2021-033

	44,154,633.34	485,747,491.01				529,902,124.35
--	---------------	----------------	--	--	--	----------------

		9,671,444.70				9,671,444.70
		9,671,444.70				9,671,444.70

1

7.35%

		428,078.20	150,775.54		277,302.66
	144,459.93	512,868.29	232,425.07	13,262.36	411,640.79
	1,788,295.24	2,434,800.00	1,990,290.91		2,232,804.33
	70,969.84		11,259.84		59,710.00
	600,000.00		300,000.00		300,000.00
		1,542,276.64			1,542,276.64
		2,877,837.06	1,056,144.20		1,821,692.86
	2,603,725.01	7,795,860.19	3,740,895.56	13,262.36	6,645,427.28

	274,894,329.74	41,234,513.77	54,044,784.24	8,111,807.68
	73,315,371.84	10,997,305.77	44,222,936.81	5,719,907.64
	276,479,581.49	42,424,284.31	205,103,468.50	36,764,981.15
	721,652,616.93	108,247,892.52	257,913,960.37	40,453,014.06
			24,428,317.76	3,664,247.66
	1,346,341,900.00	202,903,996.37	585,713,467.68	94,713,958.19

	113,080,406.56	16,962,060.99		
	555,199,732.99	83,443,996.97	367,904,948.73	60,696,969.12

	668,280,139.55	100,406,057.96	367,904,948.73	60,696,969.12
--	----------------	----------------	----------------	---------------

		202,903,996.37		94,713,958.19
		100,406,057.96		60,696,969.12

1 1 2020 12 31 500 2018 54 2018

	515,786,722.70		515,786,722.70	194,394,615.91		194,394,615.91
	59,073,039.82		59,073,039.82	9,556,037.22		9,556,037.22
1	1,350,000.00		1,350,000.00	1,350,000.00		1,350,000.00
2	8,083,352.09		8,083,352.09	7,401,936.18		7,401,936.18
	14,897,818.46		14,897,818.46			
				13,000,000.00		13,000,000.00
	599,190,933.07		599,190,933.07	225,702,589.31		225,702,589.31

1

1300

2

8,083,352.09

1	528,484,649.10	182,410,437.58
		34,900,000.00
2	1,012,102,530.77	2,282,265,288.87
	254,000,000.00	169,486,222.89
	1,092,349.04	1,303,083.49
	1,795,679,528.91	2,670,365,032.83

1		380,000,000.00		380,000,000.00
		100%		50,000,000.00
		70,000.00	70,000.00	
	129,600,000.00	15,082,936.00		“
” “81		”		
2			“	” “5
” “ 4	”			

	14,547,851.27	10,615,319.33
	680,878,688.42	512,058,770.17
	695,426,539.69	522,674,089.50

	277,833,591.11	197,480,189.34
	125,081,160.84	148,392,577.43
	11,543,629.05	6,172,762.14
	23,477,922.68	14,633,758.80
	33,140,214.54	16,012,272.14
	471,076,518.22	382,691,559.85

	6,752,547.61	
JEPWLCoLtd	5,649,417.45	
	2,700,000.00	
	1,500,000.00	
	1,492,489.00	
	18,094,454.06	--

	7,677,129.87	8,177,989.37
	7,677,129.87	8,177,989.37

	19,341,191.37	461,327,781.59	452,524,154.97	28,144,817.99
-	852,860.52	3,551,656.38	4,404,516.90	
	20,194,051.89	464,879,437.97	456,928,671.87	28,144,817.99

1	17,327,214.98	402,510,530.19	393,792,663.45	26,045,081.72
2		21,421,047.38	21,421,047.38	
3	912,151.35	17,086,143.57	17,307,957.68	690,337.24
	838,777.67	15,715,899.40	15,933,372.38	621,304.69
	11,844.04	340,651.52	352,495.56	
	61,529.64	1,029,592.65	1,022,089.74	69,032.55
4	299,376.00	16,785,910.84	16,750,506.84	334,780.00
5	802,449.04	3,524,149.61	3,251,979.62	1,074,619.03
	19,341,191.37	461,327,781.59	452,524,154.97	28,144,817.99

1	817,598.11	3,449,707.61	4,267,305.72	
2	35,262.41	101,948.77	137,211.18	
	852,860.52	3,551,656.38	4,404,516.90	

		58,372,023.20	28,116,303.25
		112,955,783.69	46,448,805.71

2020

2021-033

	756,962.07	482,324.73
	1,517,261.49	747,573.66

	2,550,636.39	2,124,442.89
	1,182,456.74	263,072.03
	577,510,854.43	91,083,316.69



22,380,000.00

DENCOLIMITED

20,356,010.00

5,000,000.00



47,736,636

2020 8

17 2026 2 11 64.61 /
 2020 5 21 2019
 64.61 / 64.49 /
 2020 9 3
 65.09 /

	4,988,932.48	
	4,988,932.48	

	417,382,880.77	342,278,525.25	51,405,791.36	708,255,614.66	
	17,659,200.00		17,659,200.00		
	435,042,080.77	342,278,525.25	69,064,991.36	708,255,614.66	--

								/
1	156,428,842.52	163,669,725.24		24,600,595.80			295,497,971.96	
2	191,103,925.95			14,308,295.53			176,795,630.42	
3		120,000,000.00		5,552,890.20			114,447,109.80	
4		30,000,000.00					30,000,000.00	
5	26,812,000.00			1,340,599.92			25,471,400.08	
9000 6	18,928,314.72			2,696,405.70			16,231,909.02	
7		11,250,000.00		93,750.00			11,156,250.00	
8	11,269,531.76			1,105,949.08			10,163,582.68	
2020 9		9,000,000.00		750,000.00			8,250,000.00	
7 BOPP 10		5,300,000.00					5,300,000.00	
11	4,000,000.00			301,282.05			3,698,717.95	
12	1,000,000.00			76,923.08			923,076.92	
13	3,201,667.05			339,999.96			2,861,667.09	
14	2,698,600.00						2,698,600.00	
15		2,558,800.00					2,558,800.00	
16	754,717.04			113,207.52			641,509.52	
2017 17	574,215.20			34,977.60			539,237.60	
2020 18		500,000.00		38,461.54			461,538.46	
	294,400.00			2,453.33			291,946.67	

19							
20	316,666.53			50,000.04			266,666.49
21	17,659,200.00			17,659,200.00			
	435,042,080.77	342,278,525.24		69,064,991.36			708,255,614.66

1 “ ” “52 ”

2020 12 31 8
31,129,345.49 2019

6,528,749.69 2020 24,600,595.80
2 2019 9
19,468.10

2020 12 31
17,885,369.58 2019 3,577,074.05 2020 14,308,295.53
3

12,000
2020 12 31 2020
555.29

4 2020

3000

2020 12 31

5

2,681.20

2020 12 31

2020 134.06
6 2011 7

2011

2011 1387 9000

1,200.00

2011 6 9000

2011 2011 298

9000 1,200.00

2013 3

2012 141 2012

2013 5

9000

700.00

	9000			300.00				
	9000					3,400.00		9000
	13		2020 12 31	9000				
				17,768,090.98		2013		1,454,615.38
2014	1,454,615.38	2015	1,804,358.98	2016	2,350,833.31	2017	2,618,458.17	2018
	2,692,398.30	2019	2,696,405.76	2020	2,696,405.70			
	7							
			1,125					
			2020 12 31					2020
93,750.00								
8	2017		2017					
				2250				
				2017 12				
1,350.00		2020 12 31						
			3,336,417.32	2017	90,065.13	2018	1,059,621.55	2019
1,080,781.56	2020		1,105,949.08					
9	2017		2017					
				2250				
				2017 12				
1,350.00		2020 3 26	900	2020 12 31				
			900	2020	750,000.00			
10		2020						
			7	BOPP				
					2020 12 31			
11		2019						
				400				
						2020 12 31		
		2020	301,282.05					
12			2018					
		2018 16						100
		2020 12 31				2020	76,923.08	
13				2009	2012			
35kv		680		35kv	35kv			
		2009 5 31		20				
14								
269.86								
						2020 12 31		
15		2019						

255.88

2020 12

31

16 2017 11 2016

100 10 5

10

17 2017 11 50

18 2020 10

50

2020 12 31

2020 38,461.54

19 29.44

2020 12 31 2020 2,453.33

20 2016 5 50

10

21 2018 3

6,949.92 5,184.00 2019

1,765.92

	455,517,694.55	619,187,419.79
	455,517,694.55	619,187,419.79

		+ -	
--	--	-----	--

	103,572,526.93	21,332,629.04	70,458,636.09	54,446,519.88
	1,894,027,132.14	5,784,473,823.12	449,365,129.43	7,229,135,825.83

1

4,913,060,110.49

2

2020 8 17

2020 12 31

779,622,447.50

3

58,446,097.71

4

21,332,629.04

5

Tan Kim Chwee

5.1418%

320,288,706.52

6

35

171,689.12

7

70,458,636.09

	28,137,312.00		28,137,312.00	
	28,137,312.00		28,137,312.00	

1

2

27,942,502.88

2020 7 23

3,404,080.00

3

194,809.12

” “44 ”

23,120.00

	112,583,275.21	12,797,027.00		125,380,302.21
	21,153,681.64			21,153,681.64
	1,416,680.73			1,416,680.73
	135,153,637.58	12,797,027.00		147,950,664.58

10%

		1,744,638,648.71	1,093,630,310.62
		1,744,638,648.70	1,093,630,310.62
		1,115,604,020.47	849,837,425.81
		12,797,027.00	19,400,130.11
		100,650,774.03	179,428,957.61
		2,746,794,868.15	1,744,638,648.71

- 1)
- 2)
- 3)
- 4)
- 5)

	4,205,724,684.56	2,431,374,588.76	3,126,340,216.38	1,701,271,664.79
	77,282,904.55	25,623,721.47	33,221,338.53	29,029,499.32

	4,283,007,589.11	2,456,998,310.23	3,159,561,554.91	1,730,301,164.11
--	------------------	------------------	------------------	------------------

“ ” “39 ”

0.00

	5,629,419.35	3,006,771.05
	8,499,476.81	3,206,664.97
	6,958,921.14	5,709,257.96
	3,653,135.48	1,805,288.18
	24,092.50	28,717.50
	2,974,343.13	1,133,217.48
	4,459,864.19	
	291,767.68	30,526.22
	32,491,020.28	14,920,443.36

		41,986,808.20
	21,570,707.19	
	16,094,980.44	12,329,938.44
	4,335,824.29	1,519,244.73
	3,743,322.45	429,178.90
	3,790,466.62	4,063,055.23
	2,476,652.84	3,009,489.50
	4,353,596.13	3,912,492.94
	56,365,549.96	67,250,207.94

2020

	63,919,851.38	50,242,454.74
	22,215,924.74	30,995,694.08
	26,684,666.04	15,022,235.90
	12,011,876.97	8,193,514.18
	5,229,480.24	1,942,171.16
	100,720,738	4,039,640.70
	3,224,878.55	2,881,295.77
	2,886,409.51	2,170,444.23
	2,781,713.31	21,804.79
	13,228,352.83	7,358,576.54
	155,800,391.65	122,867,832.09

12月31日

	79,004,042.46	66,358,175.43
	65,572,611.56	55,139,449.81

4.450

2020

2021-033

13,994,768.25

-2,068,326.97

5,361,462.

	-8,138,653.87	-5,191,727.71
	-9,671,444.70	
	-17,810,098.57	-5,191,727.71

	-144,872.28	2,066.58

	112,000.00		112,000.00
	48,990.09		48,990.09
	673,727.72		673,727.72
	861,437.24	209,752.1	

	175,442,968.27	145,997,905.67
	-37,845,346.91	-19,636,957.65
	137,597,621.36	126,360,948.02

		1,313,247,082.28
/		196,987,062.34
		4,139,155.39
		-5,004,654.94
		-227,445.87
		920,056.71
		-17,678,126.24
		-30,943,102.93
		-10,629,449.75
		34,126.65
		137,597,621.36

	33,281,981.36	2,491,822.81
	248,848,818.36	337,274,971.87
	13,224,154.33	100,956,315.04

	46,031,316.80	
	2,119,241.75	245,175.62
	343,505,512.60	440,968,285.34

	1,767,280.81	235,887,901.91
	888,605.40	37,396,905.66
	63,899,169.60	37,970,592.47
	33,557,836.05	44,182,050.59
	5,361,462.57	5,190,997.60
	3,095,889.50	
	1,230,949.29	1,882,211.75
	2,119,519.32	1,455,187.33
	111,920,712.54	363,965,847.31

	1,098,067.46	
	1,098,067.46	

	521,580,488.33	
	521,580,488.33	

	490,557,252.00	
	6,034,200.00	
	194,809.12	1,753,246.27
		91,480,000.00
		1,084,905.66
	496,786,261.12	94,318,151.93

1	--	--
	1,175,649,460.92	935,568,775.84
	38,744,542.00	26,343,860.48
	17,810,098.57	5,191,727.71
	546,285,462.75	296,455,453.94
	12,101,138.12	6,705,807.04
	3,740,895.56	1,183,881.89
	144,872.28	-2,066.58
	9,015.27	
	-10,951,914.18	
	203,597,658.74	98,286,877.98
	-8,627,395.44	-1,676,352.85
	-60,253,611.03	-67,080,923.61
	22,408,264.12	47,443,965.95
	-221,512,160.66	-292,292,146.94
	-1,333,445,763.86	-683,706,759.27
	647,263,525.29	359,879,212.11
	22,215,924.74	30,995,694.08
	1,055,180,013.19	763,297,007.77
2	--	--

3	--	--
	2,054,915,784.55	715,655,914.78
	715,655,914.78	245,612,205.26
	1,339,259,869.77	470,043,709.52

	807,479,011.67
	--
	739,219,511.67
	68,259,500.00
	38,568,053.11
	--
	36,165,210.63
	2,402,842.48
	768,910,958.56

	2,054,915,784.55	715,655,914.78
	144,778.56	14,120.97
	2,054,771,005.99	715,641,793.81
	2,054,915,784.55	715,655,914.78

	319,032,411.48	
	2,606,449,712.93	
	229,456,843.79	
	129,600,000.00	
	174,466,109.97	
	22,174,829.70	
	3,481,179,907.87	--

	8,300,309.32	6.5249	54,158,688.31
	22,947.92	8.025	184,157.06
	1,307.42	0.8416	1,100.32
	426,015,237.82	0.0632	26,924,163.03
	45,745,982.16	6.5249	298,487,959.02
	683,850,777.06	0.0632	43,219,369.11
	4,158,164,918.51	0.0632	262,796,022.85

	179,635.45	8.0250	1,441,574.46
	15,082,936.00	6.5249	98,414,649.11
	1,557,860.77	6.5249	10,164,885.74
	34,658,242.09	0.0632	2,190,400.90

	342,278,525.24		69,064,991.36
	70,240,018.35		70,240,018.35
	412,518,543.59		139,305,009.71

--	--	--	--	--	--	--	--	--

	2020 02 29	739,219,511.67	100.00%		2020 02 29		809,593,383.70	229,900,083.43
	2020 12 23	68,259,500.00	76.36%		2020 12 23		10,827,100.00	-1,026,465.00
	2020 02 29	1.00	70.00%		2020 02 29		41,771,880.98	-13,980,966.89

--	739,219,511.67	68,259,500.00	1.00
	739,219,511.67	68,259,500.00	1.00
	269,061,777.98	52,669,742.68	673,727.72
/	470,157,733.69	15,589,757.32	-673,727.72

	69,290,161.01	69,290,161.01	2,402,649.78	2,402,649.78	1,098,067.46	1,098,067.46
	122,760,124.99	122,760,124.99	55,083,854.19	55,083,854.19	15,527,726.14	15,527,726.14
	149,537,731.85	129,462,984.51	27,107,331.21	24,571,105.30	7,782,044.01	7,782,044.01
	970,221,678.53	928,699,578.53	380,602,674.51	376,670,884.70	21,645,061.71	21,645,061.71
	73,012,713.25	37,120,023.09	26,850,844.50	15,657,866.27	28,100.31	28,100.31
	63,567,205.82	63,567,205.82	19,003,128.08	19,003,128.08	1,004,097.19	1,004,097.19
	168,564,678.23	168,564,678.23				
	3,832,268.99	3,832,268.99	1,871,354.12	1,871,354.12	18,559.68	18,559.68
	915,120.72	915,120.72	451,898.28	451,898.28	1,668,008.55	1,668,008.55
			2,956,802.29	2,956,802.29		
	15,932,617.28	15,932,617.28	48,030,814.57	48,030,814.57	1,199,983.91	1,199,983.91
	5,336,493.52	5,336,493.52	343,887,236.48	343,887,236.48		
	3,348,868.61	3,160,568.61	1,542,276.64	1,542,276.64	469,914.95	469,914.95
	47,936,427.15	47,936,427.15				
	726,070.51	726,070.51				

	-230,795,977.98	-230,795,977.98	-20,123,771.89	-20,123,771.89		
	-64,614,830.20	-64,614,830.20	-18,241,725.06	-18,241,725.06	-46,697,528.87	-46,697,528.87
	-14,651,675.63		-2,649,149.09			
	-59,150,531.75	-59,150,531.75				
	-217,113.88	-217,113.88	-966,642.65	-966,642.65	-724,212.09	-724,212.09
	-3,600,790.02	-3,600,790.02	-1,153,440.81	-1,153,440.81	-198,351.83	-198,351.83
	-336,454.43	-336,454.43	-227,726.93	-227,726.93		
	-1,042,654,051.39	-1,042,654,051.39	-772,206,201.68	-772,206,201.68	-1,859,002.95	-1,859,002.95

-3 00821018

-

60897

5

SEMCORP Global Holdings Kft. SEMCORP Hungary Kft.

2

				100.00%		
				59.46%		
				100.00%		
			Bopp	100.00%		
			Bopp		100.00%	
				95.22%		
					100.00%	
					100.00%	
					100.00%	
				100.00%		
					100.00%	
					100.00%	
					82.00%	

					100.00%	
					100.00%	
					100.00%	
					70.00%	
					76.36%	
					100.00%	
SEMCORPGlobalHoldingsKft.					100.00%	
SEMCORPHungaryKft.					100.00%	

4.78%

46,200,824.33

2,911,573.20

Tan Kim Chwee
95.22%

5.1418%

--	490,557,252.00
/	490,557,252.00
/	170,268,545.48
	320,288,706.52
	320,288,706.52

				40.00%		

20%

20%

	/	/
	9,558,003.37	12,274,453.10

	195,918.55	236,281.64
	9,753,921.92	12,510,734.74
	1,315,899.74	4,152,069.71
	1,315,899.74	4,152,069.71
	8,438,022.18	8,358,665.03
	3,375,208.87	3,343,466.01
	3,375,208.87	3,343,466.01
	32,405,011.05	31,505,422.58
	3,790,787.22	3,711,430.07
	3,790,787.22	3,711,430.07
	1,484,562.91	1,188,900.87

GDP

2020 12 31

	386,995,967.82	7,256,643.88
	2,440,789,342.01	112,573,635.74
	402,174,829.70	2,622,000.00
	12,330,990.31	1,469,960.78
	2,956,802.29	
	3,245,247,932.13	123,922,240.40

2020 12 31

2020 12 31
509,172.01

1,813,985.01

2020 12 31

	1	1-5	5	
	1,795,679,528.91			1,795,679,528.91
	695,426,539.69			695,426,539.69
	471,076,518.22			471,076,518.22
	585,382,427.63			585,382,427.63
	518,849,432.68	2,666,911,132.37		3,185,760,565.05

	1	1-5	5	
	2,442,698.72		755,725,620.04	758,168,318.76
	4,988,932.48			4,988,932.48
	4,073,846,078.33	2,666,911,132.37	755,725,620.04	7,496,482,830.74

1

2 2020 12 31

	54,158,688.31	184,157.06	26,924,163.03	1,100.32	81,268,108.72
	298,487,959.02		43,219,369.11		341,707,328.13
		1,441,574.46			1,441,574.46
	352,646,647.33	1,625,731.52	70,143,532.14	1,100.32	424,417,011.31
	98,414,649.11				98,414,649.11
	10,164,885.74		2,190,400.90		12,355,286.64
			262,796,022.85		262,796,022.85
	108,579,534.85		264,986,423.75		373,565,958.60

3

2020 12 31

10%

432.23

2019

-987.80)

1

2 2020 12 31


318,189.16

45

3

2020 12 31

50



2020

2021-033

2,122.19 2019 559.76)

1

3

PAUL XIAOMING LEE	
YAN MA	

/

		32,405,011.05	40,000,000.00		31,505,422.58

/

		12,510,578.39	17,108,807.77

		2,285.72	2,285.72
		2,357.13	3,142.84
		22,857.15	22,857.15
	-	27,500.00	28,285.71

	44,000,000.00	2020 11 04	2021 11 04	
	78,000,000.00	2018 10 19	2021 10 19	
	30,000,000.00	2020 03 13	2020 12 18	
	40,000,000.00	2019 08 23	2020 08 23	
	40,000,000.00	2020 11 02	2022 11 02	
	210,000,000.00	2020 11 10	2025 12 31	
	40,000,000.00	2020 11 09	2025 10 23	
	40,000,000.00	2020 10 23	2021 10 13	
	20,000,000.00	2020 12 28	2021 03 30	
	20,000,000.00	2020 03 10	2022 02 28	
	30,000,000.00	2020 06 23	2021 06 22	
	66,000,000.00	2020 11 04	2021 11 04	
	30,000,000.00	2020 10 23	2021 09 28	
	22,300,000.00	2019 11 13	2022 11 13	
	5,000,000.00	2020 06 16	2021 06 11	
	10,000,000.00	2020 10 23	2021 10 13	
	300,000,000.00	2020 10 23	2023 10 23	
	100,000,000.00	2019 07 25	2025 07 24	

	300,000,000.00	2020 07 20	2023 07 19	
	150,000,000.00	2020 07 02	2021 07 02	
	510,000,000.00	2020 04 27	2025 04 26	
	100,000,000.00	2020 08 06	2021 07 08	
	110,000,000.00	2020 09 22	2021 09 22	
	210,000,000.00	2020 06 23	2021 06 15	
	90,000,000.00	2019 12 06	2022 11 12	
	100,000,000.00	2019 11 19	2024 11 18	
	220,000,000.00	2019 12 13	2020 11 18	
	110,000,000.00	2020 11 14	2021 11 14	
	550,000,000.00	2019 12 17	2022 12 17	
	100,000,000.00	2019 10 30	2021 12 31	
	150,000,000.00	2020 01 15	2021 01 14	
	856,000,000.00	2020 09 30	2027 09 27	
	80,000,000.00	2020 09 27	2022 03 26	
	100,000,000.00	2020 10 29	2021 10 28	
	1,300,000,000.00	2019 05 17	2026 06 21	
	100,000,000.00	2020 02 18	2024 02 17	
	50,000,000.00	2020 04 13	2021 02 17	
	120,000,000.00	2020 07 21	2023 07 21	
	1,160,000,000.00	2020 12 01	2029 12 01	
	1,500,000,000.00	2019 09 17	2024 12 31	
	100,000,000.00	2020 12 11	2021 12 10	
	277,500,000.00	2020 07 29	2021 07 28	
	50,000,000.00	2020 10 28	2022 10 27	
	1,000,000,000.00	2017 08 14	2026 08 13	
	750,000,000.00	2019 08 01	2025 08 01	
	80,000,000.00	2020 07 14	2021 07 14	
	220,000,000.00	2020 09 18	2021 09 17	
	70,000,000.00	2020 03 16	2021 03 15	
	35,000,000.00	2019 11 01	2020 11 01	
	50,000,000.00	2019 12 11	2024 12 11	
	100,000,000.00	2020 04 13	2021 04 12	
	200,000,000.00	2020 05 08	2023 08 23	

	2020	2019	2018	2017
				1,002.00

	2020	2019	2018	2017
	69,296,210.55	50,817,221.07	32,338,231.59	13,859,242.11
	18,478,989.48	18,478,989.48	18,478,989.48	13,859,242.11

2017 4 14 2016 1,002.00

40 5.50 /

11 -

2017 3233 51.80 14.26

/ 14.26 / 5.50 /

87,775,200.00

5 2021 12 31

2017 4 2021 12 2017 1 -12

13,859,242.11 2018 18,478,989.48 2019 18,478,989.48 2020

18,478,989.48 , 17,595,693.78

1

2020 12 31

178,498.15 “ ” “81

”

2

2020 12 31 100% 139,288.46 100%

” “32 ” “45 ” “81 ”

2020 12 31

“ ” “5” “4” ”

2020 12 31 874,291.50 1,195,500,000.00 5,578,071.55

, 12,600,000.00

2020 12 31

10%

1	2021		
16	39		
580,000.00			
2		Polypore	
		Polypore International,LP	
Polypore	PolyporeHong Kong Limited	Polypore	

Hong Kong Agreement	Agreement on Subscription For Capital Increase	Joint Venture		
		Polypore Hong Kong		
	2021 1 20			
		2,284	4,116	
		51%	Polypore	
Hong Kong	49%		25,000	
		Polypore Hong Kong		
		45,400		
136,000		2021 2 24		
	Polypore Hong Kong	PPO Energy Storage Materials HK, Ltd.		
Novation Agreement		Polypore Hong Kong		
		PPO Energy Storage Materials HK, Ltd.		
	PPO Energy Storage Materials HK, Ltd.	Polypore Hong Kong		
Polypore Hong Kong				
3				
200,000				

(A)

1
2
3

1
2

10%

10%

75%

75%

1
2

(B)

2

3C

BOPP
BOPP

BOPP

		BOPP			
.	299,555.47	59,679.13	89,524.07	-20,457.91	428,300.76
	299,555.47	59,679.13	69,066.16		428,300.76
			20,457.91	-20,457.91	
.	194,653.14	53,342.28	81,168.54	-16,631.01	312,532.95
	43,654.40	1,972.29	10,792.54	-206.48	56,212.75
		151.63			151.63
	419.14	163.18	1,198.69		1,781.01
	1,174.03	53.45	2,646.97		3,874.45
.	118,842.62	6,630.06	15,301.03	-9,449.00	131,324.71
.	14,881.42	1,123.10	-1,754.92	-489.83	13,759.76
.	103,961.20	5,506.97	17,055.95	-8,959.17	117,564.95
.	1,618,432.26	147,425.15	1,306,046.60	-1,014,680.53	2,057,223.48
.	1,193,450.71	100,173.68	154,431.29	-550,406.72	897,648.96

	14,082,	100.00	581,60	4.13%	13,500,	41,764,	100.00	72,588.	0.17%	41,692,3

	469.16	%	5.98		863.18	973.38	%	60		84.78
	14,082,469.16	100.00%	581,605.98	4.13%	13,500,863.18	30,282,737.52	72.51%	72,588.60	0.24%	30,210,148.92
						11,482,235.86	27.49%			11,482,235.86
	14,082,469.16	100.00%	581,605.98	4.13%	13,500,863.18	41,764,973.38	100.00%	72,588.60	0.17%	41,692,384.78

1	1									14,082,469.16
										14,082,469.16

		72,588.60	509,017.38						581,605.98
		72,588.60	509,017.38						581,605.98

1	6,668,378.18	47.35%	275,404.02
2	4,451,107.14	31.61%	183,830.72
3	1,934,778.03	13.74%	79,906.33
4	726,000.00	5.16%	29,983.80
5	152,510.00	1.08%	6,298.66
	13,932,773.35	98.94%	

	241,040,000.00	272,540,000.00
	3,904,486,029.74	828,585,909.57
	4,145,526,029.74	1,101,125,909.57

()		
	137,500,000.00	157,500,000.00
	103,040,000.00	45,040,000.00
	500,000.00	70,000,000.00
	241,040,000.00	272,540,000.00

		820,000,000.00
	3,903,081,382.31	6,166,450.43
		1,084,905.66

		2,213,156,656.63	1	56.68%	
		766,028,615.66	1	19.62%	
		580,000,000.00	1	14.85%	
		343,896,110.02	1	8.81%	
		335,829.67	1	0.01%	14,608.59
	--	3,903,417,211.98	--	99.97%	14,608.59

	4,662,093,871.62		4,662,093,871.62	4,167,834,622.62		4,167,834,622.62
	4,662,093,871.62		4,662,093,871.62	4,167,834,622.62		4,167,834,622.62

(
)

	215,805,133.19	151,401,585.18	363,757,839.43	259,160,659.85
	18,818,801.97	16,821,297.47	71,738,130.71	67,682,220.14
	234,623,935.16	168,222,882.65	435,495,970.14	326,842,879.99

0.00

	58,000,000.00	160,000,000.00
	58,000,000.00	160,000,000.00

	-144,872.28	
	139,305,009.71	

	673,727.72	
	7,111,089.67	
	10,951,914.18	
	-4,201,996.76	
	357,802.66	
	23,107,901.22	
	5,847,930.29	
	125,096,843.39	--

1

1

		/	/
	17.15%	1.34	1.34
	15.22%	1.19	1.19

2020